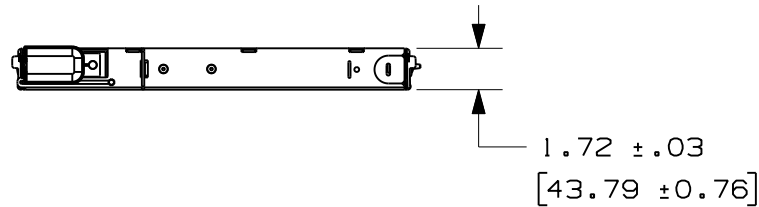
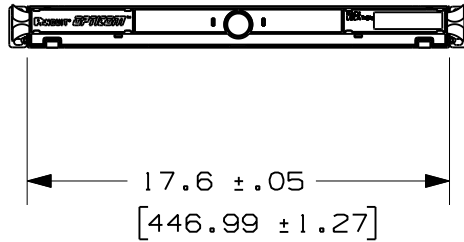
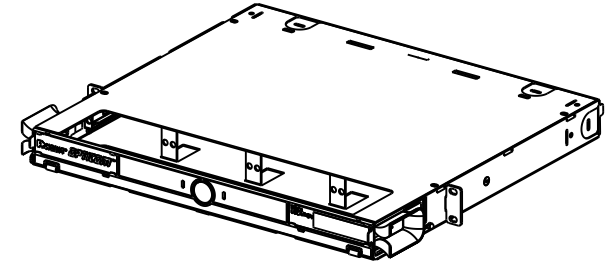
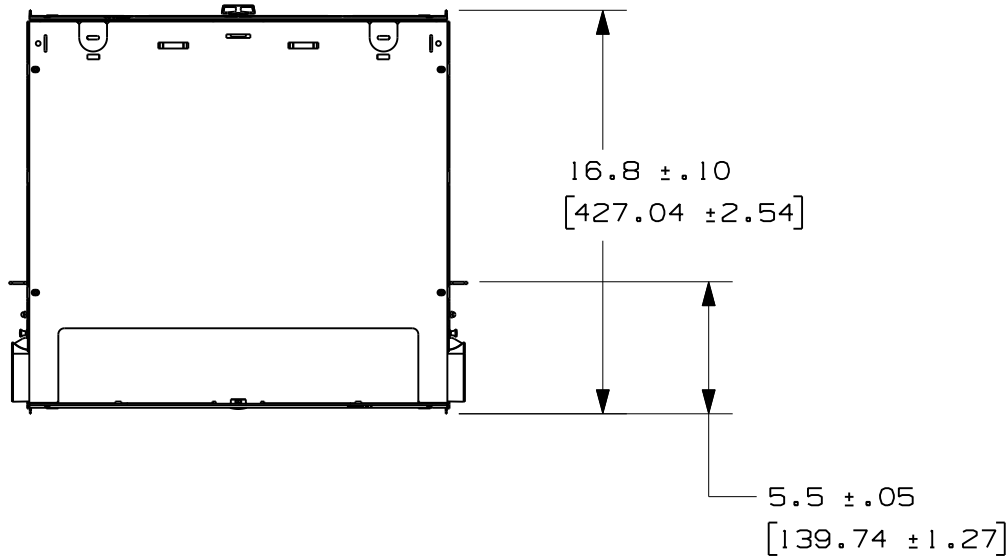


THIS COPY IS PROVIDED ON A RESTRICTED BASIS AND IS NOT TO BE USED IN ANY WAY DETRIMENTAL TO THE INTERESTS OF PANDUIT CORP.

PANDUIT PART NO.	WEIGHT
FCE1UA	12.0 LBS/EACH 5.4 Kg/EACH



MODEL FILENAME V10422AF_OPENUFE1_ASSY_05.PRT

CAD FILENAME/LAYERS V10422AF_DC_00A.PRT

PANDUIT CORP. TINLEY PARK, ILLINOIS

FIBER CASSETTE ENCLOSURE 1RU OPEN ACCESS (FCE1UA) CUSTOMER DRAWING

UNLESS OTHERWISE SPECIFIED, DIMENSIONAL TOLERANCES ARE:
 INCHES X.X +/- 0.03 X.XX +/- 0.015 X.XXX +/- 0.005 [METRIC - MILLIMETER] X.X +/- 0.8 X.XX +/- 0.4 X.XX +/- 0.13 ANGLE +/- 1°

UNLESS OTHERWISE SPECIFIED, ALL DIMENSIONS ARE GIVEN IN INCHES, THIRD ANGLE PROJECTION.

DRAWN BY MAV

MAT'L:

SCALE NONE

DATE 11-6-07

SEE NOTES

DRAWING NO.

10422-38

DWG A SIZE

00	11-6-07	MAV		RELEASED	10422-38							
REV	DATE	BY	CHK	DESCRIPTION	ECN	R	CUST	SUP	OTH			