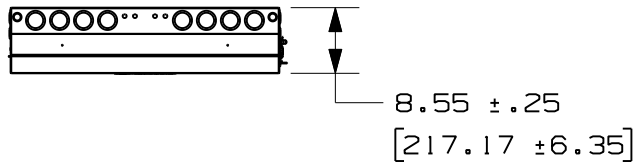
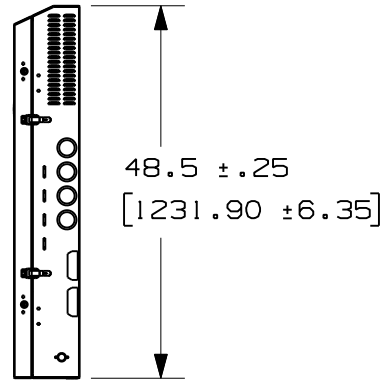



THIS COPY IS PROVIDED ON A RESTRICTED BASIS AND IS NOT TO BE USED IN ANY WAY DETRIMENTAL TO THE INTERESTS OF PANDUIT CORP.

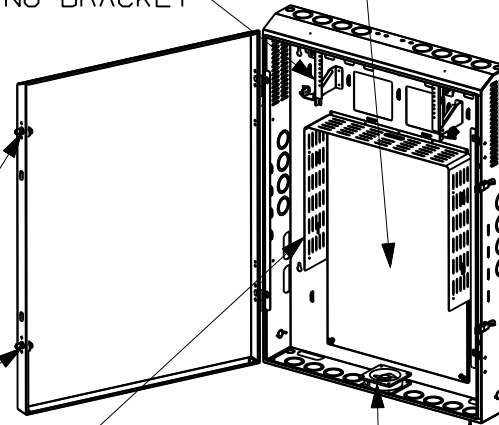


PANDUIT PART NO.	WEIGHT
PZBASE3	112.0 LBS/EACH 50.8 Kg/EACH



3RU ROTATING EIA
19" MOUNTING BRACKET

PERFORATED MOUNTING
PANEL (22.5" x 32")



OPTIONAL LOCK KIT

OPTIONAL FAN

HIGH VOLTAGE / LOW VOLTAGE
DIVIDER WALL

MODEL FILENAME V10325AA_BASPZAEWM3_07.PRT

CAD FILENAME/LAYERS V10325AA_DC_07A.PRT

PANDUIT CORP. TINLEY PARK, ILLINOIS

WALL MOUNT B.A.S. ENCLOSURE (PZBASE3)
CUSTOMER DRAWING

UNLESS OTHERWISE SPECIFIED, DIMENSIONAL TOLERANCES ARE:
INCHES [METRIC - MILLIMETER] ANGLE
X.X +/- 0.03 X +/- 0.8
X.XX +/- 0.015 X.X +/- 0.4
X.XXX +/- 0.005 X.XX +/- 0.1

UNLESS OTHERWISE SPECIFIED,
ALL DIMENSIONS ARE GIVEN
IN INCHES, THIRD ANGLE PROJECTION.

01	4-16-07	MAV		RELEASED TO PRODUCTION A. REVISED COMPONENTS						
00	4-21-06	MAV	BAS	RELEASED						
REV	DATE	BY	CHK	DESCRIPTION	ECN	R	CUST	SUP	OTH	

DRAWN BY
MAV
DATE
4-21-06
CHK'D
BAS

MAT'L: 10325-14
SEE
NOTES

SCALE NONE
DRAWING NO. 10325-14
DWG SIZE A