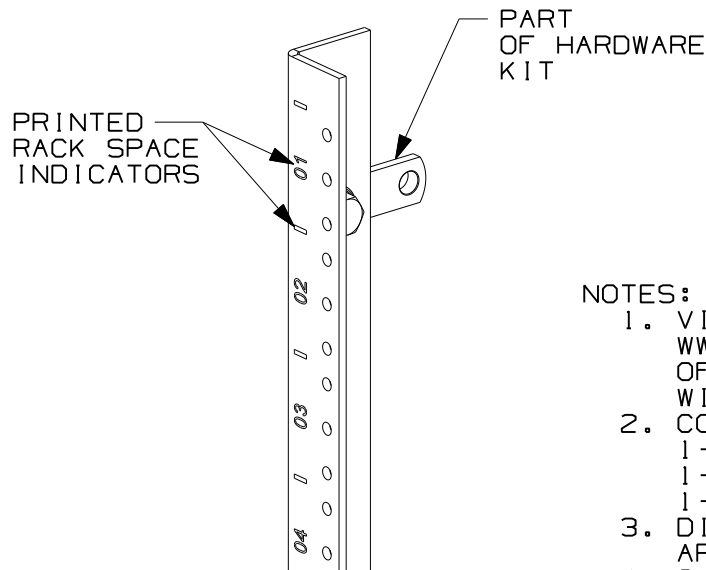
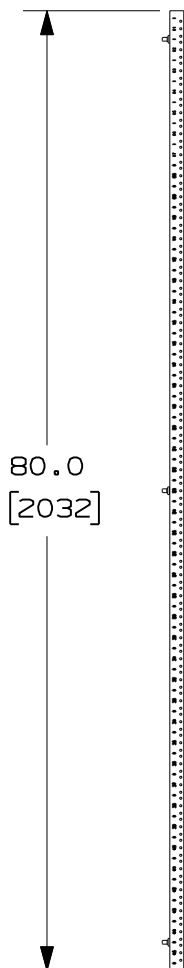
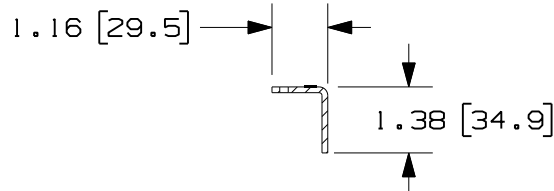
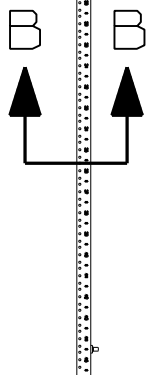


THIS COPY IS PROVIDED ON A RESTRICTED BASIS AND IS NOT TO BE USED IN ANY WAY DETRIMENTAL TO THE INTERESTS OF PANDUIT CORP.



DETAIL OF LEFT RAIL



SECTION B-B
SCALE 1:4

PANDUIT P/N	WEIGHT
CNRT	14 LBS/EACH 6.4 kg/EACH

NOTES:

- VISIT OUR ON-LINE CATALOG AT WWW.PANDUIT.COM FOR A CURRENT LIST OF PRODUCTS APPLICABLE FOR USE WITH THIS PART.
- COMPONENTS:
1- LEFT CABINET TAPPED EQUIPMENT RAIL
1- RIGHT CABINET TAPPED EQUIPMENT RAIL
1- HARDWARE MOUNTING KIT
- DIMENSIONS IN PARENTHESIS ARE METRIC.
- CAN BE USED WITH ANY 19" EIA STANDARD COMPONENT IN ADDITION TO ALL PANDUIT HORIZONTAL CABLE MANAGEMENT AND PATCH PANEL PRODUCTS.
- 45 AVAILABLE RACK SPACES.
- EIA UNIVERSAL HOLE PROGRESSION:
.625", .625", .500", .625", .625", .500"...ETC
- RACK UNIT SPACING NUMERALS ARE CLEARLY PRINTED ON EACH RAIL.

MODEL FILENAME	V10395ZF/01.PRT
CAD FILENAME/LAYERS	V10395ZF_DC/01B.PRT
PANDUIT CORP. TINLEY PARK, ILLINOIS	
CABINET #12-24 TAPPED EQUIPMENT RAILS (CNRT) CUSTOMER DRAWING	

										UNLESS OTHERWISE SPECIFIED, DIMENSIONAL TOLERANCES ARE: INCHES X.X +/- 0.06 X.XX +/- 0.03 X.XXX +/- 0.015			[METRIC - MILLIMETER] X. +/- 1.5 X.X +/- 0.8 X.XX +/- 0.4	ANGLE +/- 1°	UNLESS OTHERWISE SPECIFIED, ALL DIMENSIONS ARE GIVEN IN INCHES, THIRD ANGLE PROJECTION.	
01B	6-12-09	MDCA /LEE	TKW	A. REPLACED RAILS WITH ROTATED NUMBER RAILS	10395-34	TKW	PMH			DRAWN BY JDWE	SEE NOTES	SCALE NONE				
00	7-6-06	JDWE	SJA	RELEASED TO PRODUCTION	10395-34	SJA	CTN			DATE 7-6-06		DRAWING NO. 10395-34	DWG A SIZE			
REV	DATE	BY	CHK	DESCRIPTION	ECN	R	CUST	SUP	OTH	CHK'D SJA						