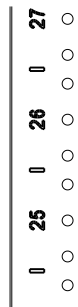
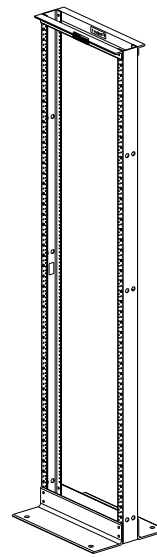
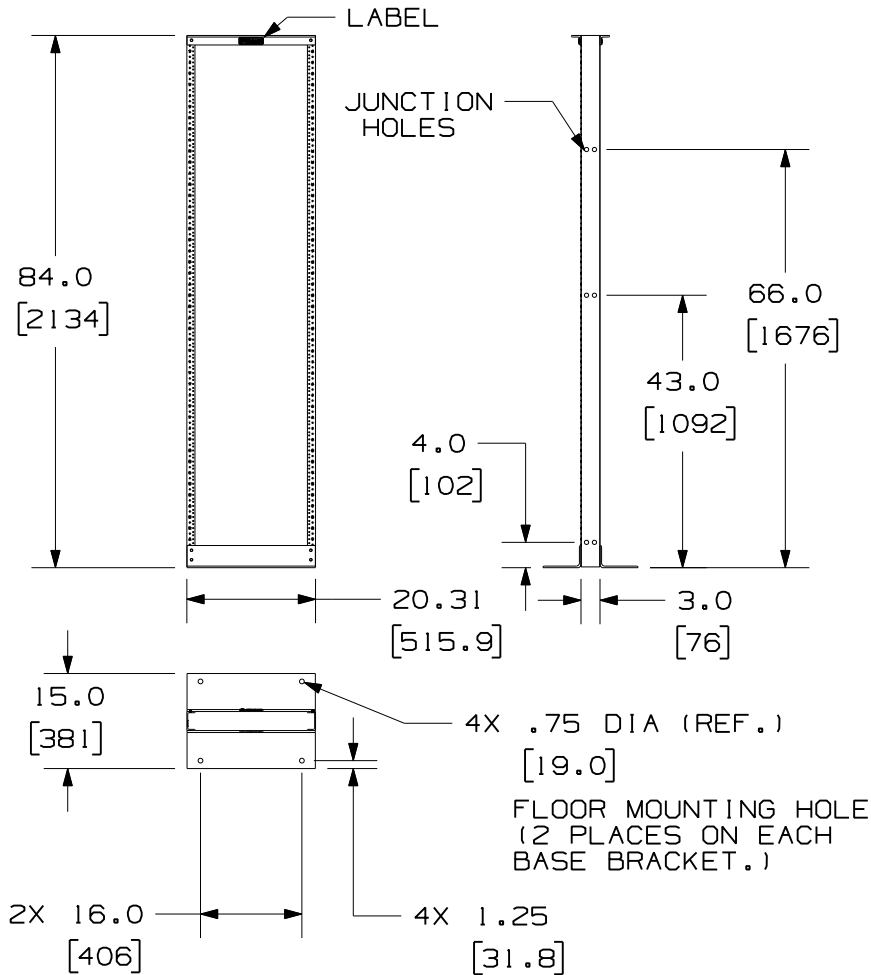


THIS COPY IS PROVIDED ON A RESTRICTED BASIS AND IS NOT TO BE USED IN ANY WAY DETRIMENTAL TO THE INTERESTS OF PANDUIT CORP.



NOTES:

1. CAN BE USED WITH ANY INDUSTRY STANDARD 19" COMPONENTS IN ADDITION TO ALL PANDUIT CABLE MANAGEMENT AND PATCH PANEL PRODUCTS.
2. WILL HOLD UP TO 45 SINGLE RACK SPACINGS.
3. EIA SPACING ON RACK: I.E., REF. HOLE SPACING ON UPRIGHT CHANNELS: .625, .625, .500, .625, .625, .500, ETC.
4. ASSEMBLY IS REQUIRED.
5. RACK PART THICKNESSES:
 - UPRIGHT CHANNELS: WEB; .14 ±.03 FLANGE; .19 ±.03
 - TOP BRACKET: .25 ±.03
 - BASE BRACKET: .25 ±.03
6. DIMENSIONS IN PARENTHESIS ARE IN METRIC.
7. ALL ASSEMBLY HARDWARE INCLUDED:
 - (12) 3/8-16 X 1" BLACK HEX HEAD CAP SCREW
 - (12) 3/8" PAINT PIERCING GROUNDING WASHER
 - (1) TUBE OF ANTI-OXIDIZING PASTE
 - (24) 12-24 X .5" SLOTTED PAN HEAD STEEL SCREWS
 - (12) 3/8-16 BLACK HEX NUTS
8. TESTED AND APPROVED 1000 LBS LOAD RATING BY UNDERWRITERS LABORATORIES.
9. RU SPACING NUMBERS ARE CLEARLY PRINTED ON MOUNTING RAILS. RU NUMBERING IS BOTTOM-UP, WITH RU #1 AT BOTTOM AND RU #45 AT TOP.

MODEL FILENAME		V10073AC/02	
CAD FILENAME/LAYERS		V10073AC_DC/02A	
PANDUIT CORP. TINLEY PARK, ILLINOIS			
CABLE MANAGEMENT RACK (CMR19X84NU) CUSTOMER DRAWING			
UNLESS OTHERWISE SPECIFIED, DIMENSIONAL TOLERANCES ARE: (.X) ± (.XXX) ± (.XX) ± ANGLES ±		UNLESS OTHERWISE SPECIFIED, ALL DIMENSIONS ARE GIVEN IN INCHES, THIRD ANGLE PROJECTION.	
DRAWN BY TKW	MAT'L: ALUMINUM	SCALE NONE	
DATE 09-30-04		DRAWING NO. 10073-21	DWG A
CHK'D KRKE			SIZE

O2A	11-11-08	BAME	DPM	CHANGED NUMBERING ORIENTATION UPDATED HARDWARE NOTE LOAD RATING WAS 800 LBS. ADDED NOTE 9	10073-21				
R	9-30-04	TKW	KRKE	RELEASED TO PRODUCTION	10073-21		RTSU	RTSU	
REV	DATE	BY	CHK	DESCRIPTION	ECN - R	CUST	SUP	OTH	