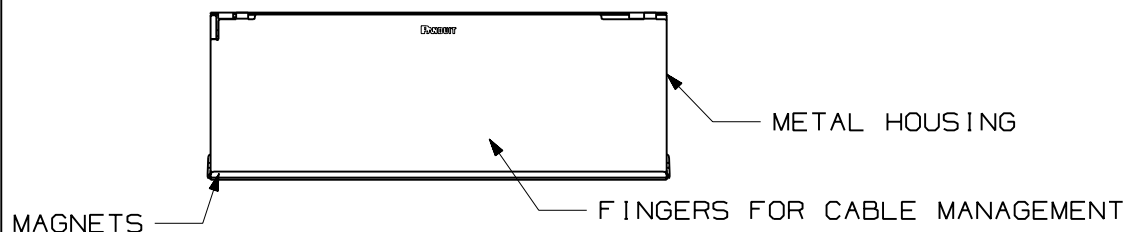
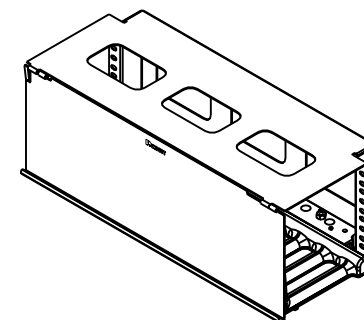
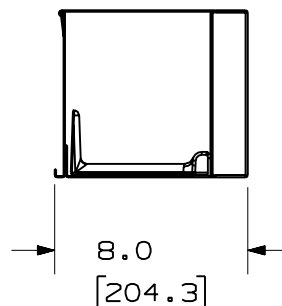
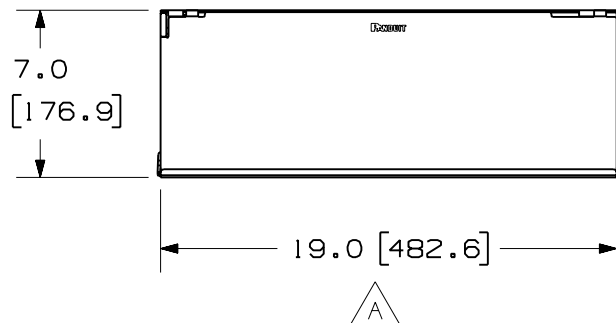
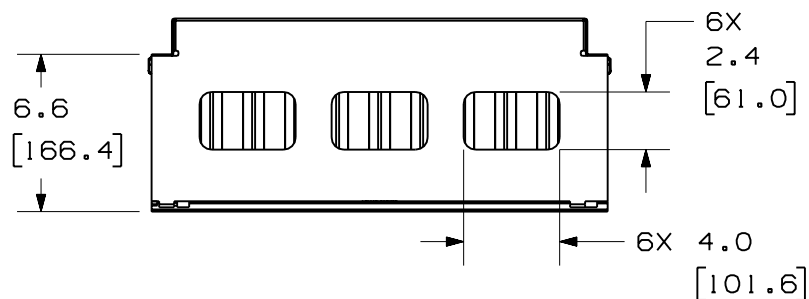


THIS COPY IS PROVIDED ON A RESTRICTED BASIS AND IS NOT TO BE USED IN ANY WAY DETRIMENTAL TO THE INTERESTS OF PANDUIT CORP.

PANDUIT P/N	WEIGHT
NCMHAEF4	10.6 LBS/EACH 4808 g/EACH

NOTES:

1. IDENTIFICATION: ACTIVE EQUIPMENT CABLE MANAGER  
PANDUIT P/N NCMHAEF4 COLOR BLACK
2. CAN BE MOUNTED TO ANY 19" EIA STANDARD RACK.
3. COMPONENTS:  
(4) 12-24 SCREWS.  
(4) M6 METRIC SCREWS
4. DIMENSIONS IN PARENTHESIS ARE METRIC.



SHOWN WITH DOOR REMOVED

MODEL FILENAME		V10024AA_HORIZONTAL_02.PRT	
CAD FILENAME/LAYERS		V10024AA_DC_00B.PRT	
PANDUIT CORP. TINLEY PARK, ILLINOIS			
ACTIVE EQUIPMENT CABLE MANAGER (NCMHAEF4) CUSTOMER DRAWING			
UNLESS OTHERWISE SPECIFIED, DIMENSIONAL TOLERANCES ARE: (.X) ± .03 (.XXX) ± .005 (.XX) ± .015 ANGLES ± 1°		UNLESS OTHERWISE SPECIFIED, ALL DIMENSIONS ARE GIVEN IN INCHES, THIRD ANGLE PROJECTION.	
DRAWN BY JDWE	MAT'L:  HOUSING- STEEL FINGERS- PLASTIC	SCALE NONE	
DATE 3-26-02		DRAWING NO.  10024-07	DWG A SIZE
CHK'D MECA			

REV	DATE	BY	CHK	DESCRIPTION	ECN	R	CUST	SUP	OTH
I	2-19-07	MLVO		B. METRIC MEASUREMENT CHANGED TO ONE DECIMAL PLACE. A. REPOSITIONED DIMENSION CONSTRAINTS.	10024-07				
R	3-26-02	JDWE	MECA	RELEASED TO PRODUCTION	10024-07		RTSV	RTSV	