

Voice over IP Interface (VOIP-8, VOIP-4, VOIP-2, VOIP-1)

Description

Voice over IP (VoIP) Interface allows all 400-series Emergency Phones to be used over an IP data network. The VOIPs integrate seamlessly with existing VoIP phone systems, and support standard VoIP protocols. For sites without existing VoIP systems, two VOIPs can be used in conjunction to send emergency calls over the IP network and then remotely "jump off" onto an existing PBX or PSTN phone network.



VOIP-8

Features

- Accommodates up to eight, four, two, or one emergency phone(s) (VOIP-8, -4, -2, -1, respectively)
- Can be configured to route emergency calls onto or off of the network
- Ethernet connectivity and full IP compatibility with existing routers and WAN infrastructure
- Supports standard VoIP protocols H.323, SIP, and SPP
- Voice prioritization using industry-standard Differentiated Services Protocol (DiffServ QoS)
- Echo cancellation and jitter buffer ensure top-quality connection
- Failover support: can be configured to divert calls to the PSTN or PBX temporarily if the IP network is down (Note: Not available for VOIP-1. Requires one phone port for each backup line, limiting number of emergency phones which can be used.)
- GUI management software can be run locally via RS232 or remotely via web interface

Specifications

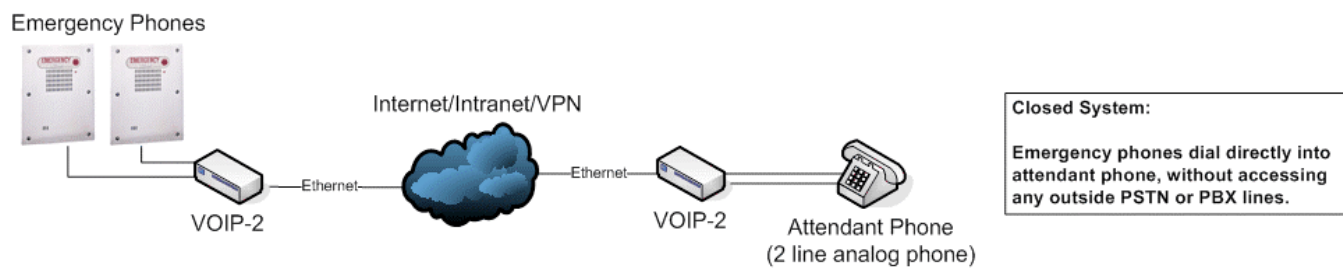
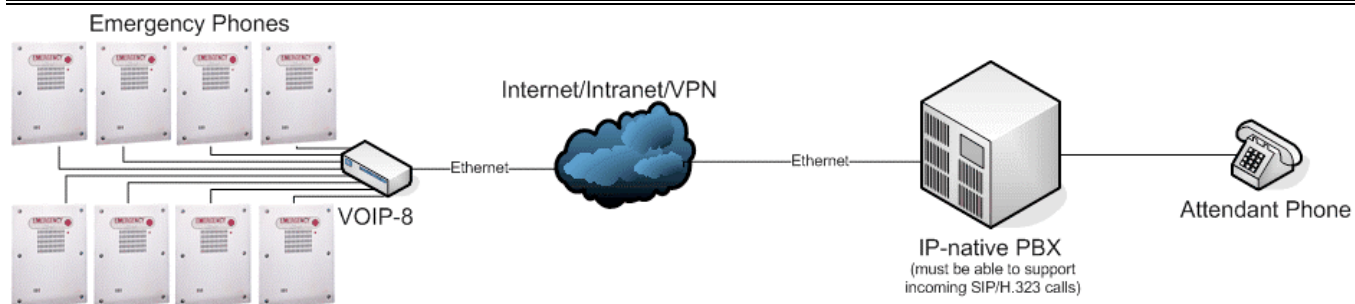
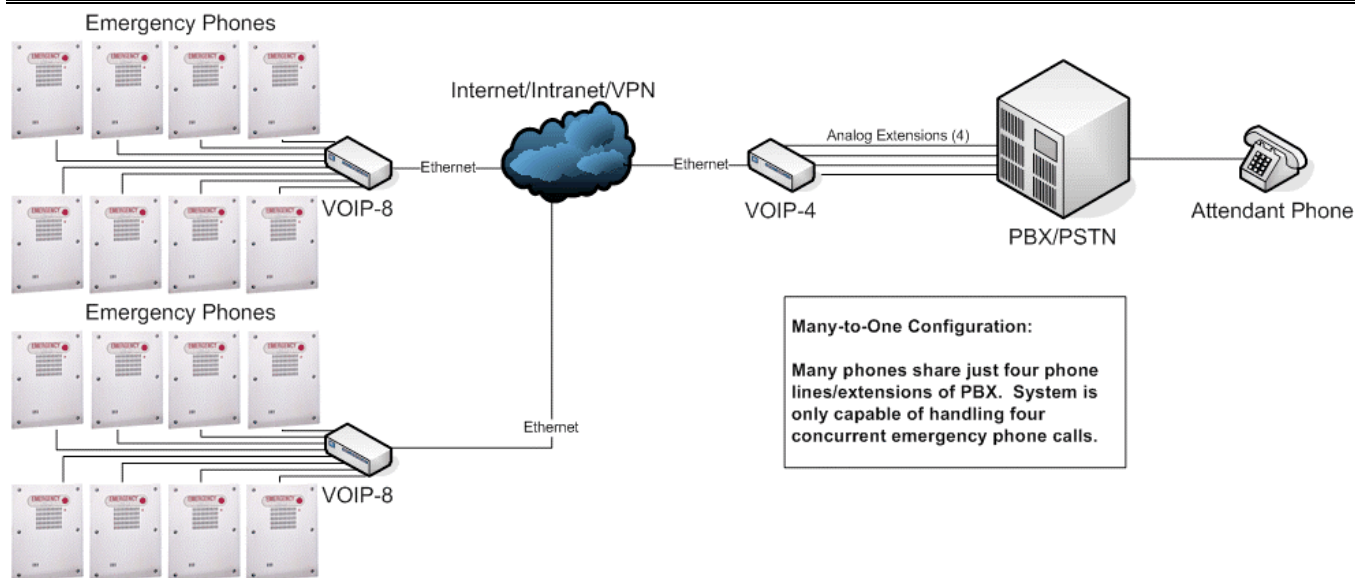
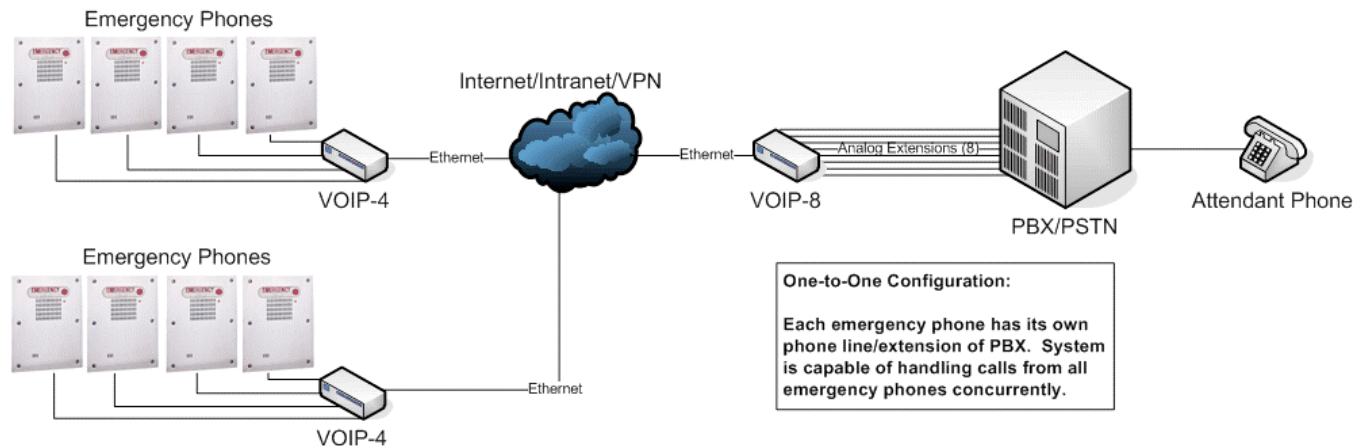
Power:	115v/240v AC, 47/60 Hz
Power Consumption:	VOIP-1: 4.5W, VOIP-2: 19W, VOIP-4/VOIP-8: 46W
Temperature Range:	-20C to 60C (-4F to 140F), 5% to 95% humidity
Dimensions:	VOIP-1: 4.3(108) L x 5.6(142) W x 1.0(25) H in(mm) VOIP-2: 6.2(158) L x 9.0(229) W x 1.4(36) H in(mm) VOIP-4/VOIP-8: 17.4(442) L x 8.0(203) W x 3.8(95) H in(mm)
Weight:	VOIP-1: 2 lbs (0.9 kg), VOIP-2: 3 lbs (1.4kg), VOIP-4/VOIP-8: 8.4 lbs (3.9 kg)
LAN Port:	Ethernet/Ethernet II or SNAP
LAN Interface:	10/100BaseT
Protocols:	H.323 V4, SIP, H.450.2-H.450.4, H.450.6 & H.450.8, RTP, RTCP, SMTP, Q.931, Q.Sig, T.38 & Group 3 fax relay, DTMF out-of-band (RFC Z833))
Bandwidth Management:	G.711, G.723, G.726, G.727, G.729 & proprietary voice compression, silence suppression, VAD, CNG
Voice Quality:	DiffServ, G.165, G.168, adaptive echo cancellation, forward error correction, bad frame interpolation, tunable latency, dynamic jitter buffers
Management:	Web browser, Windows, SNMP agent, flash upgradeable
Mounting:	Free-standing (stackable) or 19" EIA standard rack mount (VOIP-8 and VOIP-4 only)
Certifications:	FCC Part 15 Class A, EN55022, EN55024, EN61000-3-2, EN61000-3-3, CE, UL 60950, EN60950, cUL, ACA TS-001, FCC Part 68, CS-03, TBR21

Options

Can be used in conjunction with **VOIP-RF** to create a 2.4GHz WiFi wireless network for emergency phone communications.

Voice over IP Interface

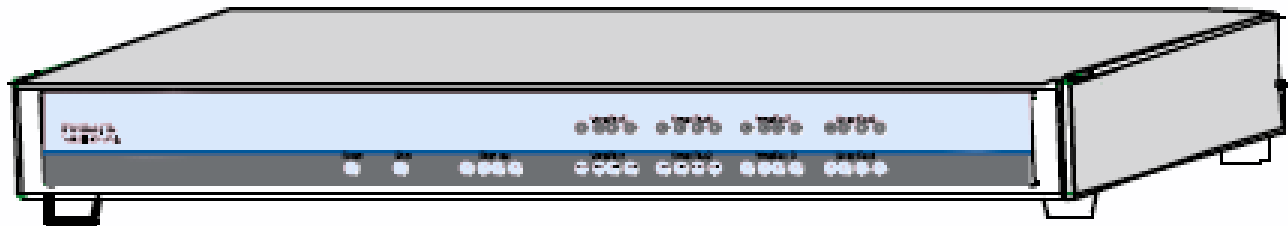
System Layout Examples



(see VOIP-RF cutsheet for more examples including wireless connections)

Copyright 2009 Talk-A-Phone Co. All rights reserved.

Voice over IP Interface

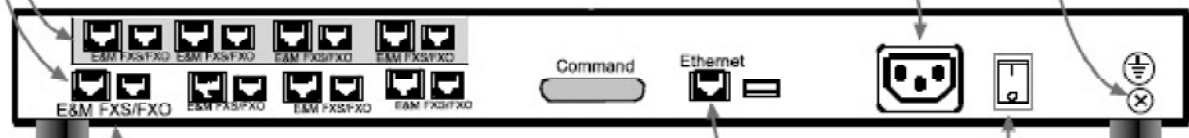


VOIP-8 chassis

VOIP Hookup

(VOIP-8 shown)

VOIP-8 has 8 connector pairs.
Only one connector of any pair
is used at a time.



Cabling to phone equipment: (software configured)
FXS: connects to emergency phones (RJ-11 connector)
FXO: connects to analog extension of PBX
or standard PSTN line (RJ-11 connector)
E&M: not used at this time (RJ-45 connector)

Cabling to IP network
(RJ-45 connector).