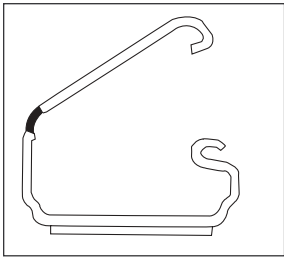


## Uniduct One-Piece Latching Raceway



The Uniduct Nonmetallic Latching Raceway System is a one-piece single channel design, ideally suited to route and protect fiber optic, UTP, and other low-voltage (50V or less) cables in an easy to install and aesthetically pleasing application.

The 2800 and 2900 Fiber Optic (FO) fittings maintain a 1 1/4" [32mm] bend radius and are the perfect solution for even the most demanding cabling applications.



*The Uniduct design features a co-extruded flexible PVC hinge that prevents cracking and splitting even after numerous openings and closings.*



### Features & Benefits

- **One-piece design.** Easy to handle and install.
- **Easy open and snap-close latch.** Installations, moves, and changes are quick and easy.
- **Durable, flexible hinge construction.** Allows for repeated openings and closings while maintaining product integrity and aesthetics.
- **Adhesive backing.** Makes installation quick and easy.
- **Fiber compliant fittings.** Maintain 1 1/4" [32mm] bend radius for UTP and fiber optic cable..
- **Available in three low profiles, in both 6' & 8' [1.8m & 2.4m] lengths.** Allows flexibility for cabling requirements. Six- and eight-foot [1.83m and 2.4m] lengths minimize cutting, cover clips, and scraps.
- **Made of durable impact-resistant PVC.** Easy to cut and trim.
- **Full selection of fittings.** Surface mount boxes, and multiport workstation outlets makes installations quick and easy.
- **Available in three standard colors.** Standard colors are ivory, white, and fog white. Consult factory for custom colors. Paintable using latex paint.
- **Datacom connectivity options.** Accepts industry standard and proprietary devices from a wide range of manufacturers to provide a seamless and aesthetically pleasing interface for voice, data, audio, and video applications at the point of use.



2700

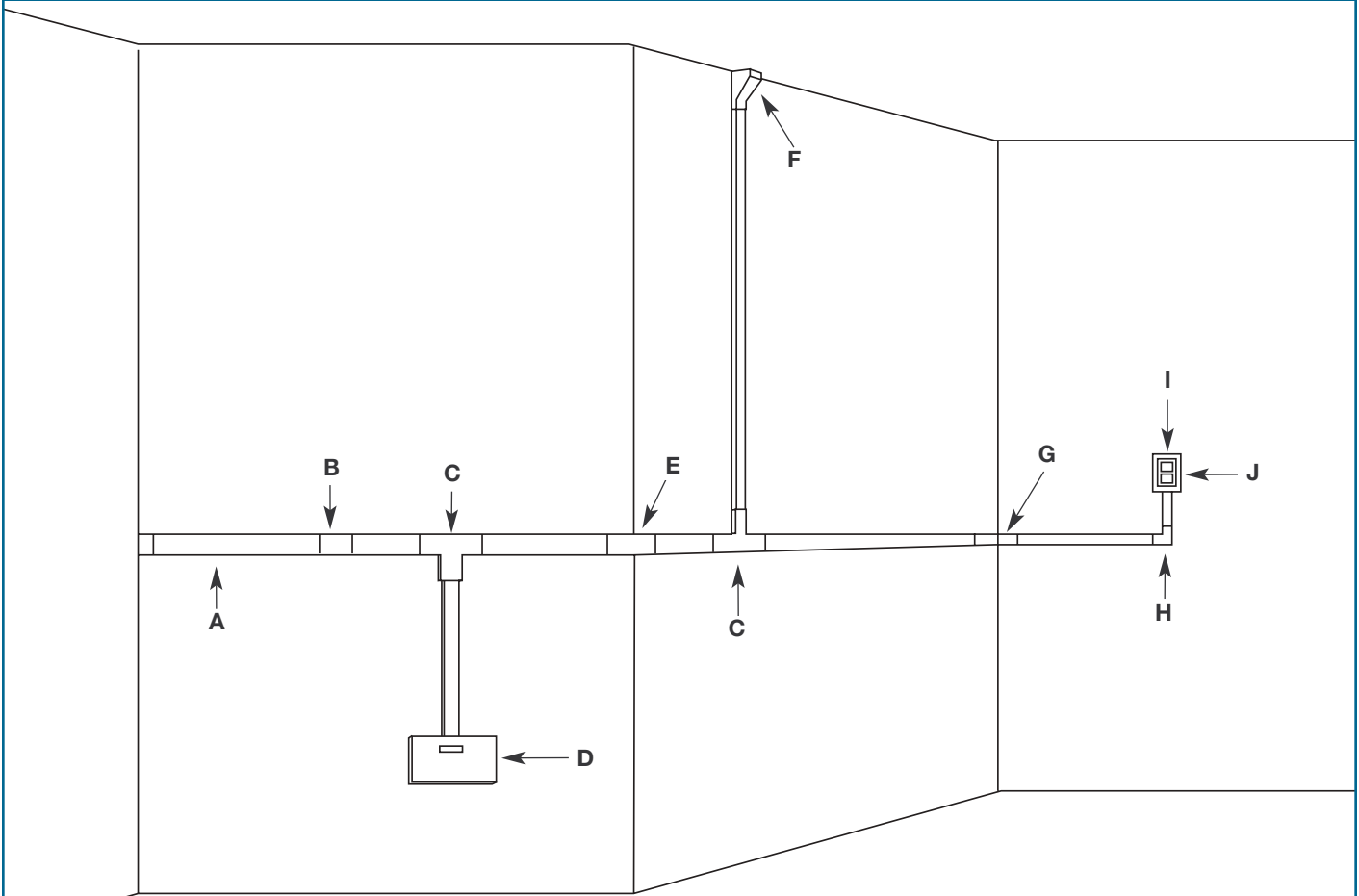


2800



2900

## Uniduct 2700, 2800, 2900 Series Latching Raceway System Layout



- |                        |                   |                             |                        |
|------------------------|-------------------|-----------------------------|------------------------|
| A —2710B, 2810B, 2910B | Blank End Fitting | F —2786, 2886, 2986         | Drop Ceiling Connector |
| B —2706, 2806, 2906    | Cover Clip        | G —2717, 2817, 2917         | Internal Elbow         |
| C —2715, 2815, 2915    | Tee Fitting       | H —2711, 2811, 2911         | Flat Elbow             |
| D —CM-MMB-293          | Multimedia Box    | I —NM2048                   | Device Box             |
| E —2718, 2818, 2918    | External Elbow    | J —CM2, Series II, Tracjack | Communication Device   |

**NOTE:** Illustration is for showing product applications only.

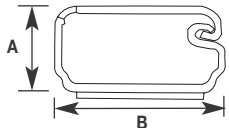
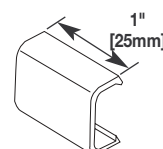
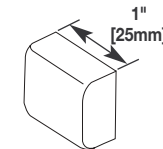
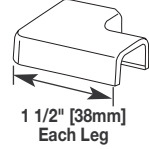
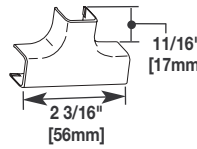
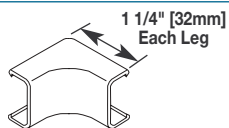
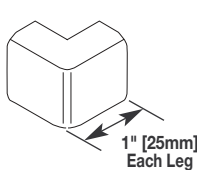
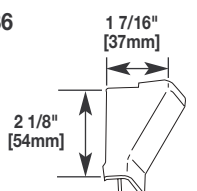
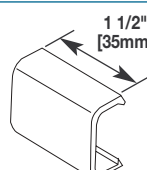
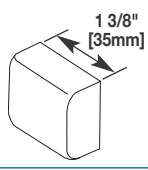
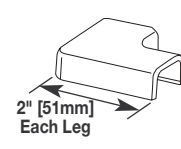
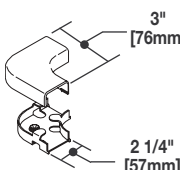
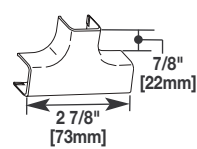
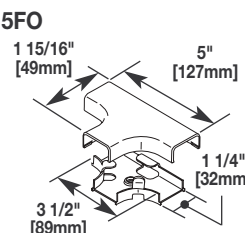
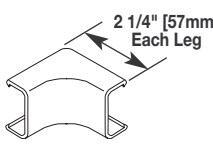
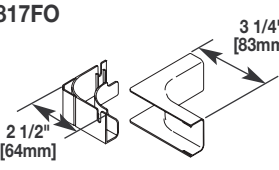
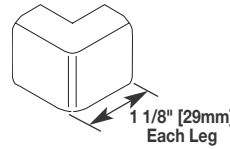
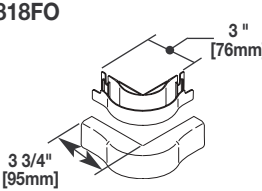
## Uniduct 2700, 2800, 2900 Series Latching Raceway Wire Fill Capacity Chart

CABLE TYPE	CATEGORY/ DESIGNATION	O.D.		2700 RACEWAY 40% FILL	2800 RACEWAY 40% FILL	2900 RACEWAY 40% FILL
		Inches	[mm]			
UNSHIELDED TWISTED PAIR	4-pair, 24 AWG Cat 3	0.190	[4.8]	2	4	12
	4-pair, 24 AWG Cat 5e	0.210	[5.3]	1	3	10
	4-pair, 24 AWG Cat 6	0.250	[6.3]	1	2	7
	4-pair, 24 AWG Cat 6a*	0.354	[8.9]	0	1	3
	25-pair, 24 AWG	0.410	[10.4]	0	1	2
COAXIAL	RG6/U	0.270	[6.9]	1	2	6
FIBER	ZipCord	0.118 x 0.236	[3 x 6]	2	4	12
	Round 4 Strand Fiber	0.187	[4.8]	2	4	12
	Round 6 Strand Fiber	0.256	[6.5]	1	2	6

**NOTE:** Wire capacity is reduced to allow for proper conductor bend radius and maximum permissible heat rise.

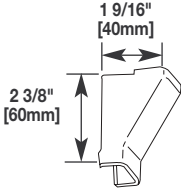
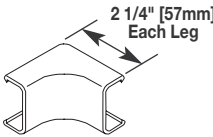
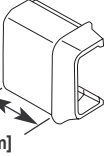
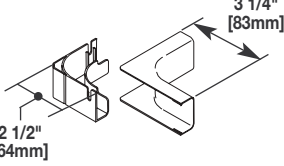
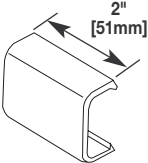
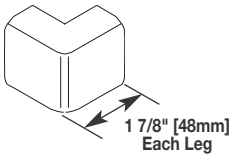
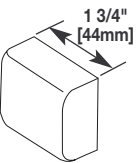
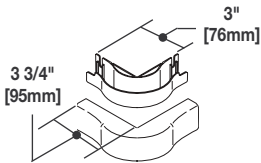
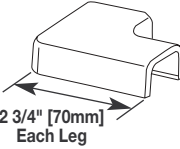
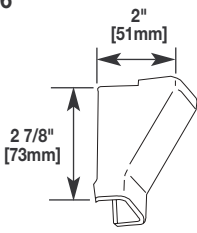
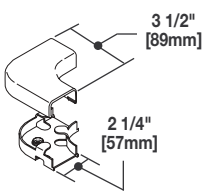
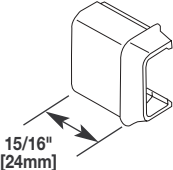
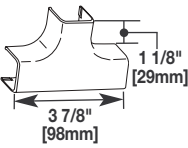
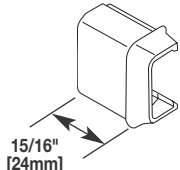
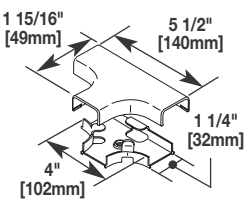
\* Category 6 augmented (6a) cable for 10 gigabit ethernet – max allowed cable diameter per addenda No. 11 ANSI TIA/EIA 568-B.2.

## Fittings for Uniduct Latching Raceway

Catalog No./Item	Description/Specifications												
<p>2700/2700L8 2800/2800L8 2900/2900L8</p> 	<p><b>Latching Raceway</b> – One-piece latching raceway with co-extruded design, smooth plastic finish. Available in 6' [1.8m] and 8' [2.4m] lengths.</p> <table border="1" style="margin-left: auto; margin-right: auto;"> <thead> <tr> <th>Cat. No.</th> <th>A</th> <th>B</th> </tr> </thead> <tbody> <tr> <td>2700</td> <td>3/8" [9.5mm]</td> <td>3/4" [19.1mm]</td> </tr> <tr> <td>2800</td> <td>1/2" [12.7mm]</td> <td>1" [25mm]</td> </tr> <tr> <td>2900</td> <td>3/4" [19.1mm]</td> <td>1 1/2" [38mm]</td> </tr> </tbody> </table>	Cat. No.	A	B	2700	3/8" [9.5mm]	3/4" [19.1mm]	2800	1/2" [12.7mm]	1" [25mm]	2900	3/4" [19.1mm]	1 1/2" [38mm]
Cat. No.	A	B											
2700	3/8" [9.5mm]	3/4" [19.1mm]											
2800	1/2" [12.7mm]	1" [25mm]											
2900	3/4" [19.1mm]	1 1/2" [38mm]											
<p>2706</p> 	<p><b>Cover Clip</b> – For covering joint where two pieces of 2700 Series Raceway Cover come together.</p>												
<p>2710B</p> 	<p><b>Blank End Fitting</b> – For closing open end of 2700 Series Raceway.</p>												
<p>2711</p> 	<p><b>90° Flat Elbow</b> – For right angle turns on same surface.</p>												
<p>2715</p> 	<p><b>Tee</b> – For branching of raceway running at right angles.</p>												
<p>2717</p> 	<p><b>Internal Elbow</b> – For right angle turns around internal corners.</p>												
<p>2718</p> 	<p><b>External Elbow</b> – For right angle turns around external corners.</p>												
<p>2786</p> 	<p><b>Drop Ceiling Connector</b> – For dropping cables from ceiling into the raceway.</p>												
<p>2806</p> 	<p><b>Cover Clip</b> – For covering joint where two pieces of 2800 Series Raceway Cover come together.</p>												
<p>2810B</p> 	<p><b>Blank End Fitting</b> – For closing open end of 2800 Series Raceway.</p>												
<p>2811</p> 	<p><b>90° Flat Elbow</b> – For right angle turns on same surface.</p>												
<p>2811FO</p> 	<p><b>1 1/4" [32mm] Bend Radius Flat Elbow</b> – For right angle turns on same surface. Maintains 1 1/4" [32mm] bend radius when installing UTP and fiber optic cable.</p>												
<p>2815</p> 	<p><b>Tee</b> – For branching of raceway running at right angles.</p>												
<p>2815FO</p> 	<p><b>1 1/4" [32mm] Bend Radius Tee</b> – For branching of raceway at right angles. Maintains 1 1/4" [32mm] bend radius when installing UTP and fiber optic cable.</p>												
<p>2817</p> 	<p><b>Internal Elbow</b> – For right angle turns around internal corners.</p>												
<p>2817FO</p> 	<p><b>1 1/4" [32mm] Bend Radius Internal Elbow</b> – For right angle turns around internal corners. Maintains 1 1/4" [32mm] bend radius when installing UTP and fiber optic cable.</p>												
<p>2818</p> 	<p><b>External Elbow</b> – For right angle turns around external corners.</p>												
<p>2818FO</p> 	<p><b>1 1/4" [32mm] Bend Radius External Elbow</b> – For right angle turns around external corners. Maintains 1 1/4" [32mm] bend radius when installing UTP and fiber optic cable.</p>												

**NOTE:** No suffix denotes Ivory finish. Add "WH" suffix for White finish and "FW" suffix for Fog White finish.


## Fittings for Uniduct Latching Raceway

Catalog No./Item	Description/Specifications	Catalog No./Item	Description/Specifications
2886	 <p><b>Drop Ceiling Connector</b> – For dropping cables from ceiling into the raceway.</p>	2917	 <p><b>Internal Elbow</b> – For right angle turns around internal corners.</p>
2889	 <p><b>Reducing Connector (2800 – 2700)</b> – For transitioning from 2800 Series Raceway to 2700 Series Raceway.</p>	2917FO	 <p><b>1 1/4" [32mm] Bend Radius Internal Elbow</b> – For right angle turns around internal corners. Maintains 1 1/4" [32mm] bend radius when installing UTP and fiber optic cable.</p>
2906	 <p><b>Cover Clip</b> – For covering joint where two pieces of 2900 Series Raceway Cover come together.</p>	2918	 <p><b>External Elbow</b> – For right angle turns around external corners.</p>
2910B	 <p><b>Blank End Fitting</b> – For closing open end of 2900 Series Raceway.</p>	2918FO	 <p><b>1 1/4" [32mm] Bend Radius External Elbow</b> – For right angle turns around external corners. Maintains 1 1/4" [32mm] bend radius when installing UTP and fiber optic cable.</p>
2911	 <p><b>90° Flat Elbow</b> – For right angle turns on same surface.</p>	2986	 <p><b>Drop Ceiling Connector</b> – For dropping cables from ceiling into the raceway.</p>
2911FO	 <p><b>1 1/4" [32mm] Bend Radius Flat Elbow</b> – Right angle turns on same surface. Maintains 1 1/4" [32mm] bend radius when installing UTP and fiber optic cable.</p>	2989	 <p><b>Reducing Connector (2900 – 2800)</b> – For transitioning from 2900 Series Raceway to 2800 Series Raceway.</p>
2915	 <p><b>Tee</b> – For branching of raceway running at right angles.</p>	2989A	 <p><b>Reducing Connector (2900-2700)</b> – For transitioning from 2900 Series Raceway to 2700 Series Raceway.</p>
2915FO	 <p><b>1 1/4" [32mm] Bend Radius Tee</b> – For branching of raceway at right angles. Maintains 1 1/4" [32mm] bend radius when installing UTP and fiber optic cable.</p>		


**NOTE:** No suffix denotes Ivory finish. Add "WH" suffix for White finish and "FW" suffix for Fog White finish.



Uniduct boxes with Pass & Seymour Activate Inserts. Activate Inserts can be mounted flush or angled, on either one-gang or two-gang boxes depending on the application.



Fiber Compliant Fittings for 2800 and 2900 Series Raceways. Maintain 1 1/4" [32mm] bend radius when installing UTP and fiber optic cable.



For ease of installing cables, the base has cable retention fingers that hold the cables in place until the cover is installed.

### Boxes for use with 2700/2800/2900 Series Raceway

Catalog No./Item	Description/Specifications	ORT	P&S	OPEN	Catalog No./Item	Description/Specifications	ORT	P&S	OPEN
CM-MMB-291	<p><b>One Insert Multimedia Box</b> – Accepts one 2A size Wiremold Open System communication module or Pass &amp; Seymour Activate series insert. Compatible with 2700 and 2800 Series Raceways.</p>	ORT	P&S	OPEN	NM2044*	<p><b>Extra Deep Device Box</b> – For mounting voice/data devices when additional depth is required. Has combination twistouts for 2700, 2800, 2900, and NM200 Series Raceways.</p>	ORT	P&S	OPEN
CM-MMB-292	<p><b>Two Insert FiberReady® Multimedia Box</b> – Fiber storage loop. Accepts two 2A size Wiremold Open System communication modules or Pass &amp; Seymour Activate series inserts. Compatible with 2700, 2800, and 2900 Series Raceways.</p>	ORT	P&S	OPEN	NM2044-2*	<p><b>Two-Gang Extra Deep Device Box</b> – For mounting multiple voice/data devices when additional depth is required. Has combination twistouts for 2700, 2800, 2900, and NM200 Series Raceways.</p>	ORT	P&S	OPEN
CM-MMB-293	<p><b>Three Insert FiberReady® Multimedia Box</b> – Fiber storage loop. Accepts three 2A size Wiremold Open System communication modules or Pass &amp; Seymour Activate series inserts. Compatible with 2700, 2800, and 2900 Series Raceways.</p>	ORT	P&S	OPEN	NM2048*	<p><b>Deep Device Box</b> – For mounting deep voice/data interface devices. Has combination twistouts for 2700, 2800, 2900, and NM2000 Series Raceways.</p>	ORT	P&S	OPEN
					NM2048-2*	<p><b>Two-Gang Deep Device Box</b> – For mounting multiple voice/data devices. Has combination twistouts for 2700, 2800, 2900, and NM2000 Series Raceways.</p>	ORT	P&S	OPEN

**NOTE:** No suffix denotes Ivory finish. Add "WH" suffix for White finish and "FW" suffix for Fog White finish.

\* Accepts industry standard NEMA faceplates for communication applications.





# Datacom Connectivity Options

Now you have a wide range of options for providing datacom connectivity into Wiremold® Cable Management Systems. They are:

- Ortronics® TracJack® and Series II Modular Connectivity Solutions
- Pass & Seymour Activate™ Modular Inserts
- Open System Communication Modules

ORT	ORT	ORT
P&S	P&S	P&S
OPEN	OPEN	OPEN

Use these icons to determine connectivity options for each Wiremold System component:

ORT
P&S
OPEN

## Ortronics® Connectivity

### TracJack® Individual Jack System

- Front-loading, snap-in design supports future moves adds and changes
- Inserts for voice, data, audio, and video
- Available Category 3, 5e, 6, USOC 6-position, and other media
- Flat or angled 45° exit configurations
- Choice of 13 colors and color matched to Wiremold Systems
- Universal T568A/B wiring format



### Series II Front-Loading, Module System

- Module design features easy snap-in front-loading design
- Linear 110 punch down format for easy termination
- Inserts for voice, data, audio, and video
- Available Category 3, 5e, 6, USOC 6-position, and other media
- Available in flat or angled 45° exit configurations
- Color matched to Wiremold Systems



For detailed product selection refer to the Ortronics Catalog or visit [www.ortronics.com](http://www.ortronics.com).

ORT
P&S
OPEN

## Pass & Seymour Legrand Network Wiring

### Activate™ Series Front-Loading Inserts

- Modular inserts for voice, data, audio and video applications
- Front-load, snap-in design
- Color and texture matched to Wiremold Systems
- Available Category 3, 5e, 6, as well as 6-position USOC
- Universal T568A/B wiring format



For detailed product selection refer to the Pass & Seymour Network Wiring Catalog or visit [www.passandseymour.com](http://www.passandseymour.com).

ORT
P&S
OPEN

## Open Connectivity Solutions

### Wiremold Open System Communications Modules

- Accommodate a wide range of manufacturers' communications outlets including keystone jacks, as well as proprietary solutions from Avaya (Systemax) and NORDX
- Modules insert into a wide range of Wiremold Systems
- Pre-punched faceplates accept common communication devices



**NOTE:** For more information on integrating connectivity into Wiremold Cable Management Systems contact the Wiremold Applications Engineering Team or your local Wiremold Sales Representative.

# WIREMOLD



Wiremold / Legrand

U.S. and International:

60 Woodlawn Street • West Hartford, CT 06110

1-800-621-0049 • FAX 860-232-2062 • Outside U.S. 860-233-6251

Canada:

570 Applewood Crescent • Vaughan, Ontario L4K 4B4

1-800-723-5175 • FAX 905-738-9721

ED264R6 – Updated April 2006 – For latest specs visit [www.wiremold.com](http://www.wiremold.com)

