



Wiremold


Resource RFB® Series RFB9/11 Floor Boxes

Large Capacity Floor Boxes for Power, Communication & A/V Applications



Protection from
water, dirt,
and debris.


Wiremold® Resource RFB® Series RFB9/11 Floor Boxes are excellent solutions for providing power, communications, and the special space requirements of audio/visual type connectors to above grade floors, in open space areas, or directly to the workstation. The tile and carpet style covers for these floor boxes incorporate TopGuard™ protection to prevent water, dirt, and debris from entering the power and communication compartments. RFB9/11 cover assemblies are UL Listed to U.S. and Canadian safety standards for tile, terrazzo, carpet and wood covered floors. RFB9/11 Floor Boxes have many unique applications, including schools, auditoriums, convention center ballrooms, exhibition halls, and institutional facilities.



RFB11 Floor Box with
RFB119CTCAL Cover

FEATURES & BENEFITS

- **Heavy Duty Cover Assembly** will accept loads up to **3,000 lbs.** Provides added protection for most applications.
- **Large capacity; the RFB11 has 11 gangs, and the RFB9 has 9 gangs to accept both power and communication devices.** Reduces installation cost by eliminating the need for multiple floor boxes to provide the necessary services to one location.
- **Two large cable egress areas.** Provides additional space and flexibility for both power and communication cable egress.
- **New lightweight “slab-on-grade” version.** Special fusion-bonded epoxy corrosion resistant paint finish allows “slab-on-grade” use without the weight of cast iron material.
- **Accepts standard industry sized device plates and industry standard sectional device plates.** Allows for quick and flexible installation of both power and communication devices.
- **Two box sizes available; 6" deep (RFB11) and 4" deep (RFB9).** Provides flexibility to provide power/communication services in various concrete pour depths.
- **Multiple trade size knockouts from 3/4" to 2".** Allows for most conduit schemes which saves time and money during installation.
- **Accepts a wide variety of Extron® Architectural Series video and audio products including computer video interfaces, twisted pair transceivers, and modular A/V connector plates.** Extron® Electronics is a leading manufacturer of audio visual system integration products. For additional information on Extron products, please contact your local Extron® Electronics Dealer.
- **Datacom connectivity options.** Accepts industry standard and proprietary devices from a wide range of manufacturers to provide a seamless and aesthetically pleasing interface for voice, data, audio, and video applications at the point-of-use.
- **TopGuard Protection.** Integral design component that prevents water, dirt, and debris from entering power and communication compartments. Whenever you see the TopGuard protection icon on any Wiremold product, you'll know it meets and exceeds UL scrub water exclusion requirements for tile and carpet floors.
- **UL Listed to U.S. and Canadian safety standards for tile, terrazzo, carpet, and wood covered floors.** RFB11 and RFB9 cover assemblies meet UL requirements under UL514A for scrub water exclusion.



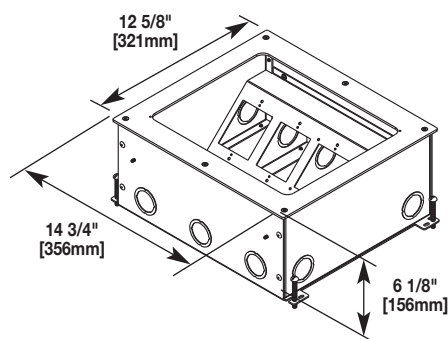
RFB9/11 Floor Boxes are also
available in on-grade versions

RFB11 Recessed Floor Boxes Ordering Information

Catalog No./Item

Description/Specifications

RFB11



CAUTION: When used in bare concrete or terrazzo covered floors, Part number #RFB119-PAN must be used. RFB119-PAN is sold separately. See Accessories on page 4.

NOTE: The RFB11 has one 6-gang compartment on one side of the box, and the other side has two 1-gang compartments and one 3-gang compartment.

11-Gang Recessed Floor Box- 14 5/16" L x 12 1/8" W x 6 1/8" D [364mm L x 322mm W x 156mm D] – Adjustable before concrete pour. Provided with mudcap to prevent entry of concrete during pour. Cover assembly and device plates sold separately.

Combination
3/4" & 1" concentric
trade size KO 1-gang
35 cu. in. [574ml]

Combination (2) 1 1/4"
& 2" concentric
trade size KO 3-gang
84 cu. in. [1377ml]

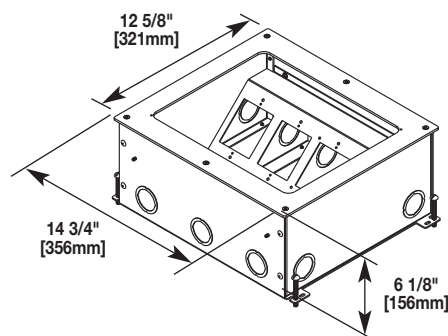
Combination (2) 3/4"
& 1" concentric
trade size KO

Combination
(2) 1" & 1 1/4"
concentric
trade size KO

Combination (3) 1 1/4"
& 2" concentric
trade size KO 6-gang
132 cu. in. [2163ml]

Combination (5) 1 1/4"
& 2" concentric
trade size KO

RFB11-OG



CAUTION: When used in bare concrete or terrazzo covered floors, Part number #RFB119-PAN must be used. RFB119-PAN is sold separately. See Accessories on page 4.

NOTE: The RFB11 has one 6-gang compartment on one side of the box, and the other side has two 1-gang compartments and one 3-gang compartment.

NOTE: RFB11-OG for on-grade applications is painted with fusion-bonded epoxy designed for use on metal reinforcement bar and related accessories before encapsulating in concrete.

11-Gang Recessed On-Grade Floor Box- 14 5/16" L x 12 1/8" W x 6 1/8" D [364mm L x 322mm W x 156mm D] – Adjustable before concrete pour. Provided with mudcap to prevent entry of concrete during pour. Cover assembly and device plates sold separately.

Combination
3/4" & 1" concentric
trade size KO 1-gang
35 cu. in. [574ml]

Combination (2) 1 1/4"
& 2" concentric
trade size KO 3-gang
84 cu. in. [1377ml]

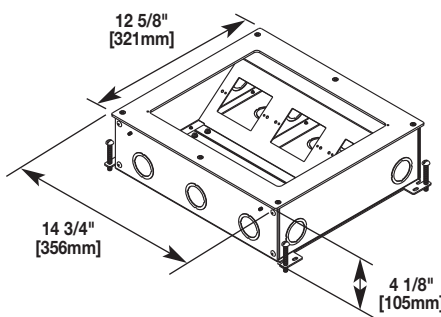
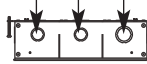
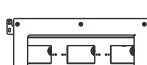

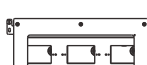

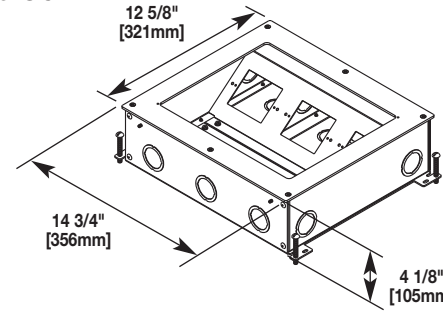


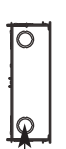


Combination (2) 3/4"
& 1" concentric
trade size KO

Combination
(2) 1" & 1 1/4"
concentric
trade size KO

Combination (3) 1 1/4"
& 2" concentric
trade size KO 6-gang
132 cu. in. [2163ml]

Combination (5) 1 1/4"
& 2" concentric
trade size KO

RFB9 Recessed Floor Boxes Ordering Information

Catalog No./Item	Description/Specifications
RFB9  <div style="border: 1px solid black; padding: 5px; margin-top: 10px;"> CAUTION: When used in bare concrete or terrazzo covered floors, Part number #RFB119-PAN must be used. RFB119-PAN is sold separately. See Accessories on page 4. </div> <p>NOTE: The RFB9 has one 6-gang compartment on one side of the box, and the other side has three 1-gang compartments. The 6-gang compartment is for communication devices only.</p>	<p>9-Gang Recessed Floor Box- 14 5/16" L x 12 1/8" W x 4 1/8" D [364mm x 322mm x 105mm] – Adjustable before concrete pour. Horizontal mounting of power devices allows for use of larger sized power devices in a shallow depth pour. Provided with mudcap to prevent entry of concrete during pour. Cover assembly and device plates sold separately.</p> <div style="display: flex; flex-direction: column; align-items: center;"> <div style="display: flex; justify-content: space-around; width: 100%;"> <div style="text-align: center;"> <p>Combination 3/4" & 1" concentric trade size KO 1-gang 43 cu. in. [705ml]</p>  </div> <div style="text-align: center;"> <p>Combination 1" & 1 1/4" concentric trade size KO 1-gang 43 cu. in. [705ml]</p>  </div> </div> <div style="display: flex; justify-content: space-around; width: 100%; margin-top: 10px;"> <div style="text-align: center;"> <p>Combination (2) 1" & 1 1/4" concentric trade size KO</p>  </div> <div style="text-align: center;"> <p>Combination (3) 1" & 1 1/4" concentric trade size KO 6-gang 132 cu. in. [2163ml]</p>  </div> <div style="text-align: center;"> <p>Combination (4) 1" & 1 1/4" concentric trade size KO</p>  </div> </div> </div>
RFB9-OG  <div style="border: 1px solid black; padding: 5px; margin-top: 10px;"> CAUTION: When used in bare concrete or terrazzo covered floors, Part number #RFB119-PAN must be used. RFB119-PAN is sold separately. See Accessories on page 4. </div> <p>NOTE: The RFB9 has one 6-gang compartment on one side of the box, and the other side has three 1-gang compartments. The 6-gang compartment is for communication devices only.</p> <p>NOTE: RFB9-OG for on-grade applications is painted with fusion-bonded epoxy designed for use on metal reinforcement bar and related accessories before encapsulating in concrete.</p>	<p>9-Gang Recessed On-Grade Floor Box- 14 5/16" L x 12 1/8" W x 4 1/8" D [364mm x 322mm x 105mm] – Adjustable before concrete pour. Horizontal mounting of power devices allows for use of larger sized power devices in a shallow depth pour. Provided with mudcap to prevent entry of concrete during pour. Cover assembly and device plates sold separately.</p> <div style="display: flex; flex-direction: column; align-items: center;"> <div style="display: flex; justify-content: space-around; width: 100%;"> <div style="text-align: center;"> <p>Combination 3/4" & 1" concentric trade size KO 1-gang 43 cu. in. [705ml]</p>  </div> <div style="text-align: center;"> <p>Combination 1" & 1 1/4" concentric trade size KO 1-gang 43 cu. in. [705ml]</p>  </div> </div> <div style="display: flex; justify-content: space-around; width: 100%; margin-top: 10px;"> <div style="text-align: center;"> <p>Combination (2) 1" & 1 1/4" concentric trade size KO</p>  </div> <div style="text-align: center;"> <p>Combination (3) 1" & 1 1/4" concentric trade size KO 6-gang 132 cu. in. [2163ml]</p>  </div> <div style="text-align: center;"> <p>Combination (4) 1" & 1 1/4" concentric trade size KO</p>  </div> </div> </div>

RFB9/11 Floor Box Cover Assemblies with TopGuard Protection

Catalog No./Item	Description/Specifications
RFB119CTCAL RFB119CTCBK RFB119CTCGY	<p>Carpet Cover Assembly – Cast aluminum cover assembly available in brushed aluminum (AL), painted black (BK), and gray (GY). Provided with carpet cut-out area. Maximum load capacity: 1500 lbs.</p> <p>NOTE: UL Listed to U.S. and Canadian safety standards to meet UL requirements under UL514A for scrub water exclusion.</p>
RFB119BTCAL RFB119BTCBK RFB119BTCGY	<p>Flush Tile or Carpet Cover Assembly – Flush with floor, cast aluminum cover assembly available in brushed aluminum (AL), painted black (BK), and gray (GY). Maximum load capacity: 3000 lbs.</p> <p>NOTE: UL Listed to U.S. and Canadian safety standards to meet UL requirements under UL514A for scrub water exclusion.</p>

RFB9/11 Cover Assembly Loading Information

Catalog No.	Maximum Load in Pounds*
RFB119CTC	1,500 lbs.
RFB119BTC	3,000 lbs.

* Load applied through a 3" diameter mandrel in center of cover assembly.

RFB9/11 Floor Boxes Accessories Ordering Information

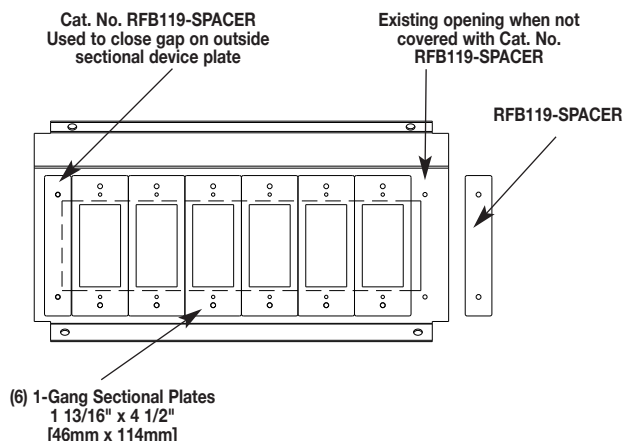
Catalog No./Item	Description/Specifications	Catalog No./Item	Description/Specifications
RFB119-PAN <p>RFB119-PAN</p> <p>CAUTION: Must be used with RFB119-TS (Tile Spacer, see below) for bare concrete or terrazzo heights greater than 1/4" [6.35mm]. Use one spacer for 3/8" [9.53mm] thick tile. Use two spacers for 1/2" [12.70mm] thick tile.</p>	Mudcap for Bare Concrete or Terrazzo-Covered Floor Applications – When used on bare concrete or terrazzo-covered floors.	RFB119-TS <p>RFB119-TS</p> <p>NOTE: The RFB119-TS will allow the top surface of the cover assembly to be flush with 3/8" [9.53mm] to 1/2" [12.70mm] floor coverings.</p>	Tile Spacer – Used for floor coverings greater than 1/4" [6.35mm]. Use one spacer for 3/8" [9.53mm] thick tile. Use two spacers for 1/2" [12.70mm] thick tile.

RFB9/11 Floor Boxes Steel Sectional Device Plate Installation Information

MULTI-GANG MOUNTING BRACKETS USED WITH SECTIONAL DEVICE PLATES.

RFB9/11 Floor Boxes Steel Sectional Device Plate Dimensions

CAT. NO.	WIDTH		HEIGHT	
	Inches	[mm]	Inches	[mm]
RFB119-B	2 3/4	69.8	4 1/2	114.3
RFB119-SB	1 13/16	46.0	4 1/2	114.3
RFB119-2SB	3 5/8	92.1	4 1/2	114.3
RFB119-3SB	5 7/16	138.1	4 1/2	114.3
RFB119-SD	1 13/16	46.0	4 1/2	114.3
RFB119-SGFI	1 13/16	46.0	4 1/2	114.3
RFB119-SSR1	1 13/16	46.0	4 1/2	114.3
RFB119-SSR2	1 13/16	46.0	4 1/2	114.3
RFB119-SR3	2 3/4	69.8	4 1/2	114.3
RFB119-SKO	1 13/16	46.0	4 1/2	114.3
RFB119-2SAB	3 5/8	92.1	4 1/2	114.3
RFB119-2SRT	3 5/8	92.1	4 1/2	114.3
RFB119-SXLR	1 13/16	46.0	4 1/2	114.3
RFB119-SPACER	7/8	21.7	4 1/2	114.3
RFB119-AAP	3 5/8	92.1	4 1/2	114.3

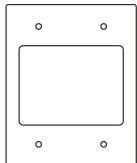

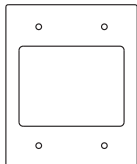
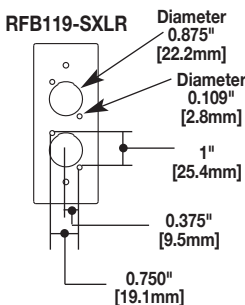


RFB9/11 Series Floor Boxes Steel Sectional Device Plates Ordering Information

Catalog No./Item	Description/Specifications	Catalog No./Item	Description/Specifications
RFB119-SB RFB119-2SB RFB119-3SB	Blank Device Plates – One-, two, and three-gang blank device plates in sectional widths.	RFB119-SSR1 RFB119-SSR2	Single Receptacle Device Plates – Single-gang device plates in sectional widths. SR1 has an opening of 1.39" [35.31mm]. SR2 has an opening of 1.59" [40.39mm].
 RFB119-SB RFB119-2SB RFB119-3SB		 RFB119-SSR1 RFB119-SSR2	
RFB119-SGFI	GFI Receptacle Device Plates – Single-gang sectional (SGFI) width device plate.	RFB119-AAP	Device Plate – Two-gang sectional device plate. Holds three (3) Extron® Electronics AAP devices.
 RFB119-SGFI			
RFB119-SD	Duplex Receptacle Device Plates – Single-gang sectional (SD) width device plate.	RFB119-SKO	Combination 1/2" and 3/4" Trade Size Knockout Device Plates – Available in sectional (SKO) widths.
 RFB119-SD		 RFB119-SKO	

NOTE: Sectional device plates allow for custom configuration of a multi-gang plate that conforms to the standard NEMA 1.812" (1 13/16") [46.02mm] center-to-center spacing.

RFB9/11 Series Floor Boxes Steel Sectional Device Plates Ordering Information (continued)

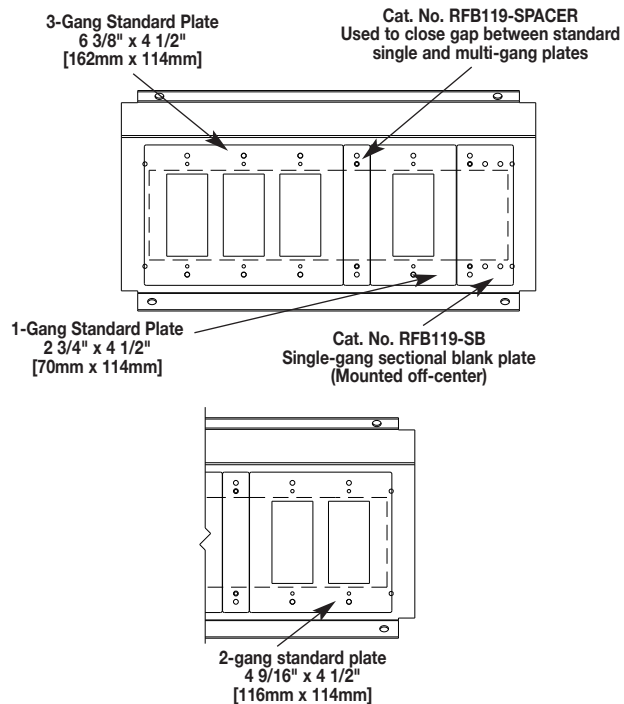
Catalog No./Item	Description/Specifications	Catalog No./Item	Description/Specifications
RFB119-2SAB  RFB119-2SAB	Communication Device Plate – Available in two-gang sectional width. Provided with bezel to accept up to three dual Wiremold Open System communication modules or Pass & Seymour® Activate Connectivity System inserts. Modules and inserts sold separately.	RFB119-SPACER  RFB119-SPACER	Spacer Plate – Used to close off openings when certain combinations of standard width device plates leave open spaces. Four (4) spacer plates are included with the RFB11 and two (2) are provided with the RFB9.
RFB119-2SRT  RFB119-2SRT	Communication Device Plate – Available in two-gang sectional width. Provided with one opening to accept one Ortronics® TracJack bezel and one Ortronics® Series II bezel. Will accept up to six Ortronics® TracJack devices or up to three dual Ortronics® Series II modular inserts. Modular inserts and devices sold separately.	RFB119-SXLR  RFB119-SXLR	Microphone Device Plate – Available in sectional width. Provided with double opening to accept two microphone devices

RFB9/11 Series Floor Boxes Steel Standard Device Plate Installation Information



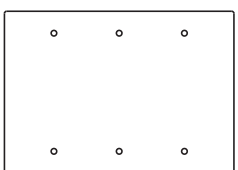

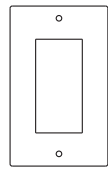
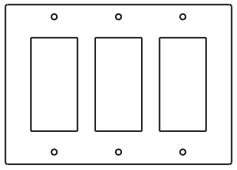
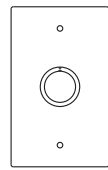
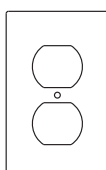
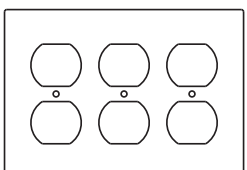

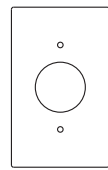
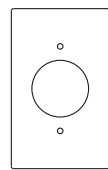
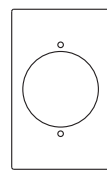

MULTI-GANG MOUNTING BRACKETS USED WITH STANDARD DEVICE PLATES.

RFB9/11 Floor Boxes Steel Standard Device Plate Dimensions

CAT. NO.	WIDTH		HEIGHT	
	Inches	[mm]	Inches	[mm]
RFB119-B	2 3/4	69.8	4 1/2	114.3
RFB119-3B	6 3/8	161.9	4 1/2	114.3
RFB119-D	2 3/4	69.8	4 1/2	114.3
RFB119-3D	6 3/8	161.9	4 1/2	114.3
RFB119-SD	1 13/16	46.0	4 1/2	114.3
RFB119-GFI	2 3/4	69.8	4 1/2	114.3
RFB119-3GFI	6 3/8	161.9	4 1/2	114.3
RFB119-SR1	2 3/4	69.8	4 1/2	114.3
RFB119-SR2	2 3/4	69.8	4 1/2	114.3
RFB119-SSR2	1 13/16	46.0	4 1/2	114.3
RFB119-SR3	2 3/4	69.8	4 1/2	114.3
RFB119-KO	2 3/4	69.8	4 1/2	114.3
RFB119-AB	2 3/4	69.8	4 1/2	114.3
RFB119-2SAB	3 5/8	92.1	4 1/2	114.3
RFB119-RT	2 3/4	69.8	4 1/2	114.3
RFB119-XLR	2 3/4	69.8	4 1/2	114.3
RFB119-SPACER	7/8	21.7	4 1/2	114.3
RFB119-MAAP	2 3/4	69.8	4 1/2	114.3

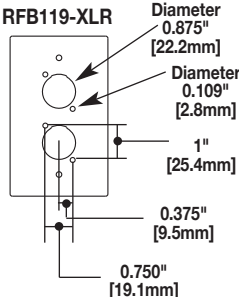



CCBBS Series Floor Boxes Steel Standard Device Plates Ordering Information

Catalog No./Item	Description/Specifications	Catalog No./Item	Description/Specifications
RFB119-B RFB119-SB RFB119-3B	Blank Device Plates – One-, two, and three-gang blank device plates in sectional (SB) widths.	RFB119-MAAP	Device Plate – One-gang standard device plate. Holds four (4) Extron® Electronics MAAP devices.
 RFB119-SB	 RFB119-B	 RFB119-3B	
RFB119-GFI RFB119-3GFI	GFI Receptacle Device Plates – One- and three-gang device plates in standard (GFI) widths.	RFB119-KO	Combination 1/2" and 3/4" Trade Size Knockout Device Plates – Available in standard (KO) width.
 RFB119-GFI	 RFB119-3GFI	 RFB119-KO	
RFB119-D RFB119-3D	Duplex Receptacle Device Plates – One- and three-gang device plates in standard (D) widths.	RFB119-AB	Communication Device Plate – Available in standard width. Provided with bezel to accept up to three dual Wiremold Open System communication modules or Pass & Seymour® Activate Connectivity System inserts. Modules and inserts sold separately.
 RFB119-D	 RFB119-3D	 RFB119-AB	
RFB119-SR1 RFB119-SR2 RFB119-SR3	Single Receptacle Device Plates – One-gang device plates in standard (SR) widths. SR1 has an opening of 1.39" [35.31mm]. SR2 has an opening of 1.59" [40.39mm]. SR3 has a 2.14" [54.36mm] opening.	RFB119-RT	Communication Device Plate – Available in standard width. Provided with one opening to accept one Ortronics® TracJack bezel and one Ortronics® Series II bezel. Will accept up to six Ortronics® TracJack devices or up to three dual Ortronics® Series II modular inserts. Modular inserts and devices sold separately.
 RFB119-SR1	 RFB119-SR2	 RFB119-SR3	 RFB119-RT

CAUTION: For hole mounting dimensions other than shown above, consult factory.

CCBBS Series Floor Boxes Steel Standard Device Plates Ordering Information (continued)

Catalog No./Item	Description/Specifications	Catalog No./Item	Description/Specifications
RFB119-XLR 	Microphone Device Plate – Available in standard widths. Provided with double opening to accept Two microphone devices	RFB119-SPACER 	Spacer Plate – Used to close off openings when certain combinations of standard width device plates leave open spaces. Four (4) spacer plates are included with the RFB11 and two (2) are provided with the RFB9.



Wiremold

WIREMOLD

U.S. and International:

60 Woodlawn Street • West Hartford, CT 06110
 1-800-621-0049 • FAX 860-232-2062 • Outside U.S. 860-233-6251

Canada:

570 Applewood Crescent • Vaughan, Ontario L4K 4B4
 1-800-723-5175 • FAX 905-738-9721

ED1242R3 – Updated May 2011 – For latest specs visit www.legrand.us/wiremold

