

Dura-Blok™ Rooftop Supports

Cooper B-Line's new line of Dura-Blok™ products gives you a versatile and long-term solution for all your roof top support needs. Designed with flexibility in mind, Dura-Bloks are ideal for such roof top support applications as pipe, HVAC, duct, conduit, cable tray, and roof walkways.

Manufactured to provide years of service in harsh, roof top environments, Dura-Bloks are made from 100% recycled rubber, require no supplemental rubber pads, and will not float or blow away. 1" gaps between blocks allow water to flow freely around longer assemblies. For added strength, the Dura-Blok support channel is through bolted on all sizes. For added visibility, a reflective strip is incorporated on both sides of each Dura-Blok.

Beyond product durability, Dura-Bloks help to dampen vibration, are not sharp or abrasive and require no roof penetration to maximize existing roof life - and roof structural and environmental integrity.

Recommended Torque (In channels)

See page 44 Channel Nuts & Hardware section

Materials & Finishes

See appropriate fitting's pages.
Alternative finishes available upon request.

Metric


Metric dimensions are shown in parentheses.
Unless noted, all metric dimensions are in millimeters.



Dura-Blok™ Rooftop Supports

SUPPORT BASES ONLY

- Base only - see chart for height, width and length.
- 100% recycled rubber, UV resistant.
- Load Rating - Ultimate Uniform Load (See Chart Below)*
- Dura-Blok™ channel support is designed as an economical support for piping systems, cable tray, HVAC equipment and many other applications. The Dura-Blok is UV resistant and suitable for any type of roofing material or other flat surfaces. Material effectively accepts screw fasteners for securing accessories.



DBM



DBP

Part No.	Height x Width x Length		Wt./Each		Load Rating	
	In.	(mm)	Lbs.	(kg)	Lbs.	(kN)
DBM	4" x 6" x 4.8"	(101.6 x 152.4 x 121.9)	2.35	(1.07)	200	(0.89)
DBP	4" x 6" x 9.6"	(101.6 x 152.4 x 243.8)	4.48	(2.03)	500	(2.22)

DB SERIES SUPPORT BASE WITH B44 CHANNEL


- Base with 14 ga. (1.9mm) galvanized channel 1" high (25.4mm) - see chart for height, width and length.
- 100% recycled rubber, UV resistant.
- Load Rating - Ultimate Uniform Load (See Chart Below)*
- Dura-Blok™ DB-Series channel support is designed for superior support of piping systems, cable tray, HVAC equipment, walkway systems and many other applications. The Dura-Blok is UV resistant and suitable for installation on any type of roofing material or other flat surfaces. (For pipe straps/clamps, rollers and roller supports that can be used with these Dura-Blok supports, see page 144)
- For sloped roofs use B634 adjustable hinge fittings (see Strut Systems catalog).



DB10



DB20



DB30


Part No.	Height x Width x Length		Wt./Each		Load Rating	
	In.	(mm)	Lbs.	(kg)	Lbs.	(kN)
DB5	5" x 6" x 4.8"	(127.0 x 152.4 x 121.9)	2.75	(125)	200	(0.89)
DB10	5" x 6" x 9.6"	(127.0 x 152.4 x 243.8)	5.28	(2.39)	500	(2.22)
DB20	5" x 6" x 20.2"	(127.0 x 152.4 x 513.1)	10.63	(4.82)	1000	(4.45)
DB30	5" x 6" x 30.8"	(127.0 x 152.4 x 782.3)	15.99	(7.25)	1500	(6.67)
DB40	5" x 6" x 41.4"	(127.0 x 152.4 x 1051.5)	21.34	(9.68)	2000	(8.89)
DB48	5" x 6" x 52.0"	(127.0 x 152.4 x 1320.8)	26.70	(12.40)	2500	(11.12)

DB6 SERIES SUPPORT BASE WITH B12 CHANNEL

- Base with 12 ga. (2.6mm) galvanized channel 27/16" high (61.9mm) - see chart for height, width and length.
- 100% recycled rubber, UV resistant.
- Load Rating - Ultimate Uniform Load (See Chart Below)*
- Dura-Blok™ DB-Series channel support is designed for superior support of piping systems, cable tray, HVAC equipment, walkway systems and many other applications. The Dura-Blok is UV resistant and suitable for installation on any type of roofing material or other flat surfaces. (For pipe straps/clamps, rollers and roller supports that can be used with these Dura-Blok supports, see page 144)
- For sloped roofs use B634 adjustable hinge fittings (see Strut Systems catalog).



DB610



DB620



DB630

Part No.	Height x Width x Length		Wt./Each		Load Rating	
	In.	(mm)	Lbs.	(kg)	Lbs.	(kN)
DB610	6 ⁷ / ₁₆ " x 6" x 9.6"	(163.5 x 152.4 x 243.8)	6.36	(2.88)	500	(2.22)
DB620	6 ⁷ / ₁₆ " x 6" x 20.2"	(163.5 x 152.4 x 513.1)	12.90	(5.85)	1000	(4.45)
DB630	6 ⁷ / ₁₆ " x 6" x 30.8"	(163.5 x 152.4 x 782.3)	19.45	(8.82)	1500	(6.67)
DB640	6 ⁷ / ₁₆ " x 6" x 41.4"	(163.5 x 152.4 x 1051.5)	26.00	(11.79)	2000	(8.89)
DB648	6 ⁷ / ₁₆ " x 6" x 52.0"	(163.5 x 152.4 x 1320.8)	32.55	(14.76)	2500	(11.12)


* **General Note:** Consult roofing manufacturer or engineer for roof load capacity. The weakest point may be the insulation board beneath the rubber membrane.

Reference page 138 for general fitting and standard finish specifications.

Dura-Blok™ Rooftop Supports

DB10 SERIES SUPPORT BASES WITH B22 CHANNEL

- Two (2) bases bridged with 12 ga. (2.6mm) galvanized channel
1⁵/₈" high (41.3mm) - see chart for height, width and length.
- 100% recycled rubber, UV resistant.
- Load Rating: 1000 lbs. (4.45kN) (Uniform Load)*
- Dura-Blok™ DB10-Series channel support is designed for superior support of piping systems, cable tray, HVAC equipment, walkway systems and many other applications. The Dura-Blok is UV resistant and suitable for installation on any type of roofing material or other flat surfaces. (For pipe straps/clamps, rollers and roller supports that can be used with these Dura-Blok supports, see page 144)



Part No.	Height x Width x Length In. (mm)		Wt./Each Lbs. (kg)	
DB10-28	5 ⁵ / ₈ " x 6" x 28"	(142.9 x 152.4 x 711.2)	13.16	(5.97)
DB10-36	5 ⁵ / ₈ " x 6" x 36"	(142.9 x 152.4 x 914.4)	14.36	(6.51)
DB10-42	5 ⁵ / ₈ " x 6" x 42"	(142.9 x 152.4 x 1066.8)	15.52	(7.04)
DB10-50	5 ⁵ / ₈ " x 6" x 50"	(142.9 x 152.4 x 1270.0)	16.45	(7.46)
DB10-60	5 ⁵ / ₈ " x 6" x 60"	(142.9 x 152.4 x 1524.0)	17.94	(8.14)

DBM SERIES SUPPORT BASE WITH RISER ROD & CLAMP

- Base with 3/8"-16 threaded rod and B3198H clamp - see chart for height, width and length
- 100% recycled rubber, UV resistant.
- Load Rating* 50 lbs. (0.22kN) (Ultimate Load)*
- Dura-Blok™ DBM-Series pipe/tubing support is designed for support of single piping systems where elevation adjustment is needed. The Dura-Blok is UV resistant and suitable for installation on any type of roofing material or other flat surfaces.



Part No.	Clamp Part No.†	Block -Height x Width x Length In. (mm)		Height** In.	Min.-Max. (mm)	Wt./Each Lbs. (kg)	
DBM-1/2CT	B3198HCT-1/2	4" x 6" x 4.8"	(101.6 x 152.4 x 121.9)	9.69"-11.19"	(246.1-284.2)	2.75	(1.25)
DBM-3/4CT	B3198HCT-3/4	4" x 6" x 4.8"	(101.6 x 152.4 x 121.9)	9.84"-11.34"	(249.9-2288.0)	2.76	(1.25)
DBM-1CT	B3198HCT-1	4" x 6" x 4.8"	(101.6 x 152.4 x 121.9)	9.95"-11.45"	(252.7-290.8)	2.84	(1.29)
DBM-11/4CT	B3198HCT-11/4	4" x 6" x 4.8"	(101.6 x 152.4 x 121.9)	10.13"-11.63"	(257.3-295.4)	2.95	(1.34)
DBM-11/2CT	B3198HCT-11/2	4" x 6" x 4.8"	(101.6 x 152.4 x 121.9)	10.28"-11.78"	(261.1-299.2)	2.96	(1.34)
DBM-2CT	B3198HCT-2	4" x 6" x 4.8"	(101.6 x 152.4 x 121.9)	10.53"-12.03"	(267.4-305.5)	3.03	(1.37)
DBM-1/2	B3198H-1/2	4" x 6" x 4.8"	(101.6 x 152.4 x 121.9)	9.86"-11.36"	(250.4-288.5)	2.78	(1.26)
DBM-3/4	B3198H-3/4	4" x 6" x 4.8"	(101.6 x 152.4 x 121.9)	10.06"-11.56"	(255.5-293.6)	2.84	(1.29)
DBM-1	B3198H-1	4" x 6" x 4.8"	(101.6 x 152.4 x 121.9)	10.14"-11.64"	(257.5-295.6)	2.86	(1.30)
DBM-11/4	B3198H-11/4	4" x 6" x 4.8"	(101.6 x 152.4 x 121.9)	10.25"-11.75"	(260.3-298.4)	2.93	(1.33)
DBM-11/2	B3198H-11/2	4" x 6" x 4.8"	(101.6 x 152.4 x 121.9)	10.42"-11.92"	(264.6-302.7)	2.99	(1.36)
DBM-2	B3198H-2	4" x 6" x 4.8"	(101.6 x 152.4 x 121.9)	10.66"-12.16"	(270.7-308.8)	3.10	(1.41)

† See Pipe Hanger Catalog for dimensions and specifications. ** From bottom of rubber block to center of pipe/tubing.

* **General Note:** Consult roofing manufacturer or engineer for roof load capacity.
The weakest point may be the insulation board beneath the rubber membrane.

Reference page 138 for general fitting and standard finish specifications.

DBE SERIES SUPPORT BASE WITH ROD RISERS & CHANNEL



- Base with (2) 1/2" electro zinc all threaded rod risers - Top channel is 1" (25.4mm) tall. See chart for adjustable height x wide x length.
- 100% recycled rubber, UV resistant.
- Load Rating* 200 lbs. (0.89kN) (To increase load capacity use load distribution plate CLDP10)
- Dura-Blok™ DBE-Series channel support is designed as a superior support of piping systems, cable tray, HVAC equipment and many other applications where elevation adjustment is critical. The Dura-Blok is UV resistant and suitable for installation on any type of roofing material or other flat surfaces. (For pipe straps/clamps, rollers and roller supports that can be used with these Dura-Blok supports, see page 144)



Part No.	Adjustable Height x Width x Length In. (mm)	Wt./Each Lbs. (kg)
DBE10-8	5 1/2-8" x 6" x 9.6" (139.7-152.4 x 152.4 x 243.8)	5.68 (2.58)
DBE10-12	5 1/2-12" x 6" x 9.6" (139.7-304.8 x 152.4 x 243.8)	5.72 (2.59)
DBE10-16	5 1/2-16" x 6" x 9.6" (139.7-406.4 x 152.4 x 243.8)	5.76 (2.61)

DBR SERIES SUPPORT BASE WITH ROD RISERS & PIPE ROLL



- Base with (2) 1/2" electro zinc all threaded rod risers and a B3114-3 1/2 pipe roll with sockets - base is 4" (101.6mm) high x 6" (152.4mm) wide x 9.6" (243.8mm) long. Overall height is 12" (304.8mm) from bottom of base to contact point on roller.
- Pipe roll & sockets for up to 3 1/2" (90) pipe sizes.
- 100% recycled rubber, UV resistant.
- Load Rating* 200 lbs. (0.89kN) (To increase load capacity use load distribution plate (CLDP10))
- Dura-Blok™ DBR-Series support is designed to support pipe up to 3 1/2" (90) nominal size where difference in elevation is required and longitudinal movement is expected. The Dura-Blok is UV resistant and approved for installation on any type of roofing material or other flat surfaces.



Part No.	Adjustable Height x Width x Length In. (mm)	Wt./Each Lbs. (kg)
DBR10-12	up to 12" x 6" x 9.6" (up to 304.8 x 152.4 x 243.8)	8.20 (3.72)

CLDP10 LOAD DISTRIBUTION PLATE

- 11 ga. (3.0mm) steel plate with slots.
- Dimensions: 1 5/8" (41.3mm) wide x 9 1/2" (241.3mm) long.
- Dura-Blok™ CLDP10 load bearing stabilizer plate increases load ratings for DBE Series and DBR Series by allowing the load from the threaded rods to be distributed over the length of the base instead of the point load where the rods attach to the base.



Part No.	Thickness x Width x Length In. (mm)	Wt./Each Lbs. (kg)
CLDP10	11 Ga. x 1 5/8" x 9 1/2" (3.0 x 41.3 x 241.3)	0.53 (0.24)



Loosen hex nuts and slide plate under the flat washers

Retighten the hex nuts with plate in place



* **General Note:** Consult roofing manufacturer or engineer for roof load capacity. The weakest point may be the insulation board beneath the rubber membrane.

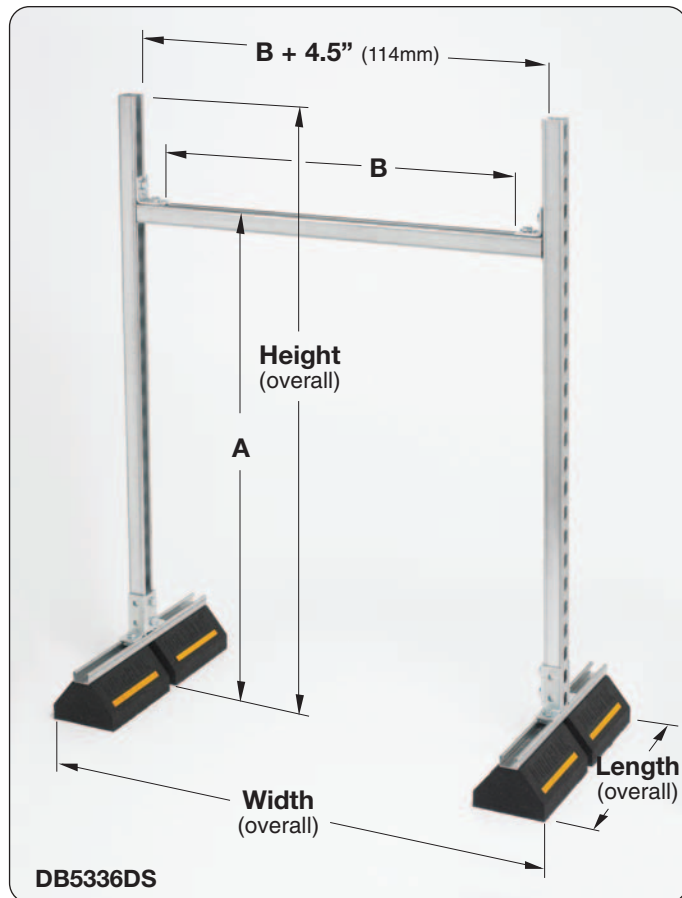
Reference page 138 for general fitting and standard finish specifications.

Dura-Blok™ Rooftop Supports

DB_DS SERIES SUPPORT BASES WITH B22SH VERTICAL & HORIZONTAL CHANNEL MEMBERS

- Product is shipped unassembled.
- Two (2) DB20 bases with 14 ga. (1.9mm) galvanized channel 1" high (25.4mm) -
Bases are 5" (127.0mm) high x 6" (152.4mm) wide x 20.2" (513.1mm) long.
Vertical & Horizontal Riser Channels (SH Style) - 1⁵/₈" (41.3mm) x 1⁵/₈" (41.3mm) x 12 ga. (2.6mm)
Fittings & Hardware - Electro-Plated Steel
- 100% recycled rubber, UV resistant.
- Ultimate Load Rating: 1000 lbs. (4.45kN) (Uniform Load)*
- Dura-Blok™ DB_DS-Series channel support with risers is designed for superior support of piping systems, cable tray, HVAC equipment, walkway systems and many other applications. The Dura-Blok is UV resistant and suitable for installation on any type of roofing material or other flat surfaces.
(For pipe straps/clamps, rollers and roller supports that can be used with these Dura-Blok supports, see page 144)

Dura-Blok™ Supports



* **General Note:** Consult roofing manufacturer or engineer for roof load capacity.
The weakest point may be the insulation board beneath the rubber membrane.

Reference page 138 for general fitting and standard finish specifications.

Dura-Blok™ Rooftop Supports

DB_DS SERIES cont.

Part No.	A Min. to Max.		B	
	In.	(mm)	In.	(mm)
DB2318DS	10.56" to 20.75"	(268 to 527)	13 ¹ / ₂ "	(343)
DB2918DS	10.56" to 26.75"	(268 to 679)	13 ¹ / ₂ "	(343)
DB4118DS	10.56" to 38.75"	(268 to 984)	13 ¹ / ₂ "	(343)
DB5318DS	10.56" to 50.75"	(268 to 1289)	13 ¹ / ₂ "	(343)
DB2324DS	10.56" to 20.75"	(268 to 527)	19 ¹ / ₂ "	(495)
DB2924DS	10.56" to 26.75"	(268 to 679)	19 ¹ / ₂ "	(495)
DB4124DS	10.56" to 38.75"	(268 to 984)	19 ¹ / ₂ "	(495)
DB5324DS	10.56" to 50.75"	(268 to 1289)	19 ¹ / ₂ "	(495)
DB2336DS	10.56" to 20.75"	(268 to 527)	31 ¹ / ₂ "	(800)
DB2936DS	10.56" to 26.75"	(268 to 679)	31 ¹ / ₂ "	(800)
DB4136DS	10.56" to 38.75"	(268 to 984)	31 ¹ / ₂ "	(800)
DB5336DS	10.56" to 50.75"	(268 to 1289)	31 ¹ / ₂ "	(800)
DB2348DS	10.56" to 20.75"	(268 to 527)	43 ¹ / ₂ "	(1105)
DB2948DS	10.56" to 26.75"	(268 to 679)	43 ¹ / ₂ "	(1105)
DB4148DS	10.56" to 38.75"	(268 to 984)	43 ¹ / ₂ "	(1105)
DB5348DS	10.56" to 50.75"	(268 to 1289)	43 ¹ / ₂ "	(1105)

Part No.	Height (overall)		Width (overall)		Length (overall)		Wt./Each	
	In.	(mm)	In.	(mm)	In.	(mm)	lbs.	(kg)
DB2318DS	23"	(584)	25 ⁵ / ₈ "	(651)	20.2"	(513)	33.31	(15.11)
DB2918DS	29"	(736)	25 ⁵ / ₈ "	(651)	20.2"	(513)	35.00	(15.88)
DB4118DS	41"	(1041)	25 ⁵ / ₈ "	(651)	20.2"	(513)	38.40	(17.42)
DB5318DS	53"	(1346)	25 ⁵ / ₈ "	(651)	20.2"	(513)	41.80	(18.96)
DB2324DS	23"	(584)	31 ⁵ / ₈ "	(803)	20.2"	(513)	34.15	(15.49)
DB2924DS	29"	(736)	31 ⁵ / ₈ "	(803)	20.2"	(513)	35.84	(16.26)
DB4124DS	41"	(1041)	31 ⁵ / ₈ "	(803)	20.2"	(513)	39.25	(17.80)
DB5324DS	53"	(1346)	31 ⁵ / ₈ "	(803)	20.2"	(513)	42.65	(19.34)
DB2336DS	23"	(584)	43 ⁵ / ₈ "	(1108)	20.2"	(513)	35.84	(16.26)
DB2936DS	29"	(736)	43 ⁵ / ₈ "	(1108)	20.2"	(513)	37.56	(17.03)
DB4136DS	41"	(1041)	43 ⁵ / ₈ "	(1108)	20.2"	(513)	40.95	(18.57)
DB5336DS	53"	(1346)	43 ⁵ / ₈ "	(1108)	20.2"	(513)	44.34	(20.11)
DB2348DS	23"	(584)	55 ⁵ / ₈ "	(1415)	20.2"	(513)	37.55	(17.03)
DB2948DS	29"	(736)	55 ⁵ / ₈ "	(1415)	20.2"	(513)	39.25	(17.80)
DB4148DS	41"	(1041)	55 ⁵ / ₈ "	(1415)	20.2"	(513)	42.65	(19.34)
DB5348DS	53"	(1346)	55 ⁵ / ₈ "	(1415)	20.2"	(513)	46.03	(20.88)


A = Adjustable height from bottom of Dura-Blok to top of horizontal channel.
 B = Space between fittings that support horizontal channel.
 Height (overall) = Distance from bottom of Dura-Blok to top of upright channel.
 Width (overall) = Distance from outside-to-outside of Dura-Blok supports.
 Length (overall) = Distance from end-to-end of Dura-Blok supports.

Reference page 138 for general fitting and standard finish specifications.

Dura-Blok™ Rooftop Supports

DBR SERIES SUPPORT BASES WITH B42 CHANNEL & PIPE ROLLER

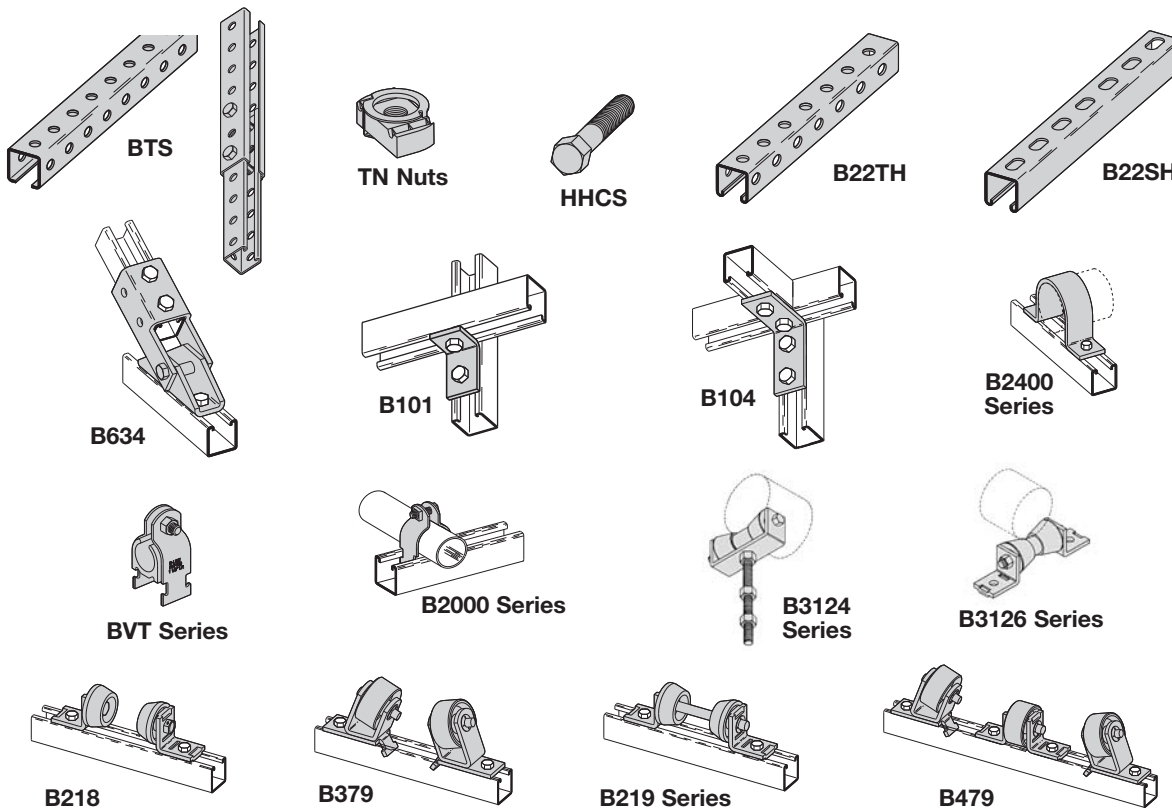
- Base with 14 ga. (1.9mm) galvanized channel 1" high (25.4mm) tall - see chart for height, width and length.
- 100% recycled rubber, UV resistant.
- Load Rating: (See Chart Below)*
- Dura-Blok™ DBR-Series support is designed to support pipe where longitudinal movement is expected. The Dura-Blok is UV resistant and approved for installation on any type of roofing material or other flat surfaces.



Part No.	Roller Part No.†	Block & Channel -Height x Width x Length In.	(mm)	Height** In.	(mm)	Wt./Each Lbs.	(kg)	Load Rating Lbs.	(kN)
DBR2-3 ¹ / ₂	B3126-2 to 3 ¹ / ₂	5" x 6" x 4.8"	(127.0 x 152.4 x 121.9)	7.09"	(180)	5.28	(2.39)	500	(2.22)
DBR4-6	B3126-4 to 6	5" x 6" x 4.8"	(127.0 x 152.4 x 121.9)	7.09"	(180)	10.63	(4.82)	500	(2.22)
DBR8-10	B3126-8-10	5" x 6" x 4.8"	(127.0 x 152.4 x 121.9)	8.34"	(212)	15.99	(7.25)	1000	(4.45)
DBR12-14	B3126-12-14	5" x 6" x 4.8"	(127.0 x 152.4 x 121.9)	9.38"	(238)	21.34	(9.68)	1000	(4.45)
DBR16-20	B3126-16-20	5" x 6" x 4.8"	(127.0 x 152.4 x 121.9)	9.78"	(248)	26.70	(12.11)	1000	(4.45)

† See Pipe Hanger Catalog for dimensions and specifications. ** From bottom of rubber block to bottom of pipe/tubing.

Compatible Components Available to make Dura-Blok bases more versatile (See Strut Systems Catalog for other products)



Above rollers can be mounted on DB Series, DB6 Series, and DB10 Series units 19" (482mm) or longer.

Reference page 138 for general fitting and standard finish specifications.

Dura-Blok™ Rooftop Supports

ROOFTOP APPLICATIONS



Dura-Blok™ Supports

Dura-Blok™ Rooftop Supports

ROOFTOP SUPPORTS IN WALKWAY APPLICATIONS



- Safety Grating is available with slip resistant Grate-Lock™, helping provide a safe walkway for foot traffic on the roof.
- Easy to install, elevated design, creates an identifiable path for foot traffic helping prevent wear and tear to the roof surface.
- The cross-over design offers safe passage over existing cabling, piping, cable tray or any other interference on the rooftop.
- The self cleaning pattern allows water and dirt to easily flow through, helping make the grating an ideal walkway in all weather conditions.
- Handrail options are available

Dura-Blok™ Supports



Dura-Blok™ Rooftop Supports

ROOFTOP SUPPORTS IN SOLAR APPLICATIONS



- Cooper B-Line's ARISTA™ Mounting System for commercial flat rooftop applications is a combination of strut channel, fittings, and Dura-Blok Rooftop Supports that are pre-assembled to provide time and labor savings during installation.
- The mounting system is designed with very few parts to install on the job-site.
- The frame can be installed with just one person in a matter of minutes, allowing for quick set up and lower installation costs.
- The system provides a variety of options for commercial rooftop solar applications.

