

## Line-R<sup>®</sup> Automatic Voltage Regulator Models LE600 and LE1200

Thank you for purchasing APC's Line-R Automatic Voltage Regulator! Please fill out and mail the product warranty registration form, or fill out an online form at [www.apc.com](http://www.apc.com).

The Line-R automatically corrects brownouts (by boosting low voltage) and overvoltages (by stepping down high voltage) from the power utility service to levels that are safe for computers, as well as other sensitive equipment. APC's Line-R provides the highest degree of protection from line voltage sags and swells, and has been designed for many years of reliable, maintenance-free service.






### Applications

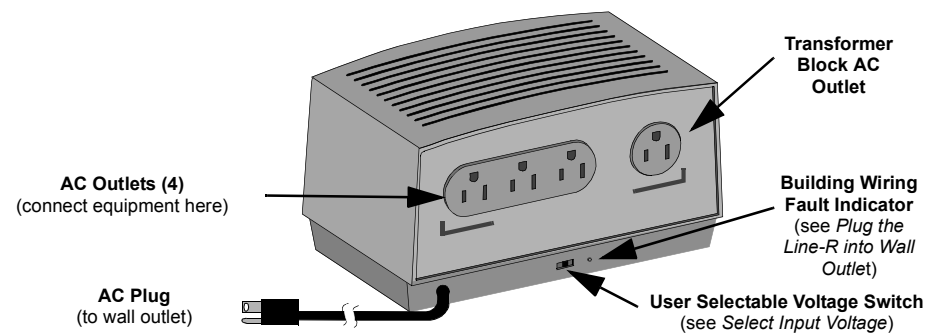

**CAUTION:** The total power consumption of all equipment plugged into the Line-R must not exceed the "Maximum Output Power Capacity" rating listed in the *Specifications* table. A total load in excess of this rating will cause the power switch/circuit breaker to "trip".

The Line-R is designed for use with voltage sensitive equipment such as a: computer, monitor, inkjet printer, scanner or fax. It is also designed for use with home electronics (TVs, stereos, CD players, etc.).

Appliances not suitable for use with the Line-R are items such as refrigerators, freezers, power tools, air conditioners, dehumidifiers, blenders, or any device that employs an AC motor for operation. Not for use with life sustaining equipment and any device with a power requirement exceeding the "Maximum Output Power Capacity" rating listed in the *Specifications* table.

### Features

-  Lights when input voltage is high.
-  Flashes when input voltage is above rated Input Voltage Range.
-  Input voltage is normal.
-  Lights when input voltage is low.
-  Flashes when input voltage is below rated Input Voltage Range.
- ON/OFF Power Switch/Circuit Breaker applies and removes power to/from the Line-R. This switch also functions as a circuit breaker in the event of an over-load condition.**




### ON/OFF Power Switch/Circuit Breaker


The Line-R provides an ON/OFF power switch/circuit breaker which functions as the master power switch for the Line-R and all devices connected to the device. It also functions as a circuit breaker to protect the unit from being overloaded. If the circuit breaker "trips", unplug the last device connected to the unit, turn the power switch/circuit breaker to the OFF position, place the power switch/circuit breaker to the ON position.

### Installation

- **Placement** - Please install the Line-R in a protected environment free of excessive dust, mechanical vibration, inflammable gases and explosive or corrosive atmospheres.



Do not block the top or side air vents on the unit. Allow 1 inch (2.5 cm) minimum vent clearance.



- **Select Input Voltage** - The Line-R provides a three-position User Selectable Voltage Switch for adjusting the input voltage for the region where it is being used (example: Mexico - 127V, United States - 120V, or Jamaica - 110V). Slide the switch to select the proper voltage for your location.
- **Plug the Line-R into Wall Outlet** - Plug the Line-R into a grounded AC wall outlet. If the Building Wiring Fault Indicator is lit, the building wiring presents a potential shock hazard and should be serviced by a qualified electrician before putting this device into service. The Line-R should only be used in buildings having proper grounding, with conductors protected by fuses or circuit breakers.
- **Connect Your Equipment** - Plug equipment into the Line-R rear-panel outlets and switch the equipment ON. The equipment will not be powered until the Line-R is switched ON.

**CAUTION:** The total power consumption of all equipment plugged into the Line-R must not exceed the ratings listed in the *Specifications* table below. A total load in excess of the listed ratings will cause the ON/OFF power switch/circuit breaker to "trip".

- **Switch ON the Line-R** - Press the front panel ON/OFF power switch/circuit breaker to the ON (I) position. This switch may be used as the master ON/OFF switch for the device and all equipment connected to the unit.

### Specifications

Characteristics	Model LE600	Model LE1200
Maximum Output Power Capacity	600 W or 600 VA	1200 W or 1200 VA
Nominal Output Voltage	110, 120, or 127 (User Selectable)	
Nominal Input Current	5 A	10 A
Input Voltage Range	80 - 130V (Selector Switch set to 110V) 85 - 140V (Selector Switch set to 120V) 90 - 150V (Selector Switch set to 127V)	
Maximum Input Voltage	250V	
Surge Energy	702 Joules	
Output Regulation	+6 to -12%	
Response Time	< 2 AC Cycles	
Efficiency	>93%	
Nominal Frequency	50/60 Hz	
Number of Outlets	4	
Operating Temperature	32 - 104°F (0 - 40°C)	
Relative Humidity	0 - 95% Non-condensing	
Dimensions	4.6 x 8.4 x 5.5 inches (118 x 214 x 141 mm)	
Weight	7.25 lb (3.3 kg)	9.7 lb (4.4 kg)

### Limited Warranty

American Power Conversion (APC) warrants its products to be free from defects in materials and workmanship for a period of two years from the date of purchase. Its obligation under this warranty is limited to repairing or replacing, at its sole option, any such defective products. To obtain service under warranty you must obtain a Return Material Authorization (RMA) number from APC or an APC service center. Products must be returned to APC or an APC service center with transportation charges prepaid and must be accompanied by a brief description of the problem encountered and proof of date and place of purchase. This warranty does not apply to equipment which has been damaged by accident, negligence, or misapplication or has been altered or modified in any way. This warranty applies to the original purchaser who must have properly registered the product within 10 days of purchase.

EXCEPT AS PROVIDED HEREIN, AMERICAN POWER CONVERSION MAKES NO WARRANTIES, EXPRESSED OR IMPLIED, INCLUDING WARRANTIES OF MERCHANTABILITY AND FITNESS FOR A PARTICULAR PURPOSE. Some countries do not permit limitation or exclusion of implied warranties; therefore, the aforesaid limitation(s) or exclusion(s) may not apply to the purchaser.

EXCEPT AS PROVIDED ABOVE, IN NO EVENT SHALL APC BE LIABLE FOR DIRECT, INDIRECT, SPECIAL, INCIDENTAL, OR CONSEQUENTIAL DAMAGES ARISING OUT OF THE USE OF THIS PRODUCT, EVEN IF ADVISED OF THE POSSIBILITY OF SUCH DAMAGE. Specifically, APC is not liable for any costs, such as lost profits or revenue, loss of equipment, loss of use of equipment, loss of software, loss of data, costs of substitutes, claims by third parties, or otherwise. This warranty gives you specific legal rights and you may also have other rights which may vary from location to location.

### Contact Information

Technical Support	<a href="http://www.apc.com/support">http://www.apc.com/support</a>
Internet	<a href="http://www.apc.com">http://www.apc.com</a>
North America	1.800.800.4APC
Mexico	292.0253 / 292.0255
Worldwide	+1.401.789.5735