

# Mini-Com® TX5e™ UTP Jack Module

## specifications

Category 5e/Class D, 8-position, UTP jack module shall terminate solid, 4-pair, 24 – 22 AWG, 100 ohm unshielded twisted pair cable and shall not require use of a punchdown tool. UTP jack modules shall use a forward motion termination method to optimize performance by maintaining cable pair geometry while eliminating conductor untwist. The termination cap shall be color-coded red to designate Category 5e performance and shall include a universal label coded for T568A and T568B wiring schemes.



## technical information

<b>Category 5e/Class D channel and component performance:</b>	Exceeds channel requirements of ANSI/TIA-568-C.2 Category 5e and ISO 11801 Class D standards at swept frequencies 1 to 100 MHz
	Exceeds component requirements of ANSI/TIA-568-C.2 Category 5e and ISO 11801 Class D standards at swept frequencies 1 to 100 MHz
<b>FCC and ANSI compliance:</b>	Meets all applicable ANSI/TIA-968-A requirements; contacts plated with 50 microinches of gold for superior performance
<b>PoE compliance:</b>	Meets requirements of IEEE 802.3af and IEEE 802.3at for PoE applications
<b>IEC compliance:</b>	Meets IEC 60603-7
<b>RoHS compliance:</b>	Compliant
<b>UL rated:</b>	UL 1863 approved
<b>Conductor termination range:</b>	Wire cap compatible with 24 – 22 AWG solid cable with conductor insulation diameters of 0.035 in. to 0.048 in. and overall cable O.D. 0.200 in. to 0.330 in.

## key features and benefits

<b>100% performance tested</b>	Confidence that each jack module will deliver the critical electrical performance requirements
<b>Utilizes enhanced Giga-TX™ Technology</b>	Optimizes performance by eliminating conductor untwist and reduces installation time and expense
<b>Improved termination cap</b>	Conductor retention slots simplify jack module termination
<b>Modular</b>	UTP jack modules snap in and out of all Mini-Com® Faceplates, Modular Patch Panels and Surface Mount Boxes for easy moves, adds and changes
<b>True strain relief</b>	Controls cable bend radius for long term installed performance
<b>Individually serialized</b>	Marked with quality control number for future traceability
<b>RJ45 interface</b>	Industry standard interface provides a quick and easy plug and play connection to RJ45 patch cords; backwards compatible
<b>Identification</b>	Can be clearly identified with optional labels and icons for port identification
<b>Termination tools (optional)</b>	CGJT termination tool ensures conductors are fully terminated by utilizing a smooth forward motion without impact on critical internal components for maximum reliability
<b>Block out device (optional)</b>	Provides a simple and secure method to control access to data ports while not in use

## applications

Mini-Com® TX5e™ UTP Jack Modules are a component of the TX5500™ UTP Copper Cabling System. This end-to-end system provides Gigabit Ethernet performance with usable bandwidth beyond 100 MHz. With certified performance to the ANSI/TIA-568-C.2 Category 5e and ISO 11801 Class D Edition 2.1 standards, this system will support the following applications:

- Ethernet 10BASE-T, 100BASE-T (Fast Ethernet), 1000BASE-T (Gigabit Ethernet)
- 155 Mb/s ATM, 622 Mb/s ATM
- Token ring 4/16
- Voice/data systems
- Voice over Internet Protocol (VoIP)

### TX5500™ UTP Copper Cabling System

#### Mini-Com® TX5e™ UTP Jack Module

**Jack module:** CJ5E88TIW\*

### TX5500™ UTP Copper Cable

**Plenum:** PUP5504\*\*  
**Riser:** PUR5504\*\*  
**LSZH:** PUL5504\*\*  
**CM:** PUC5504\*\*

### TX5e™ UTP Patch Cords

**CM (foot lengths):** UTPCH^Y  
**CM (meter lengths):** UTPCH^MY  
**LSZH (meter lengths):** UTPCHL^MY

### Mini-Com® Angled Modular Patch Panels

**24-port, 1 RU:** CPPLA24WBLY  
**48-port, 2 RU:** CPPLA48WBLY

### Mini-Com® Flat Modular Patch Panels

**24-port, 1 RU:** CPPL24WBLY  
**48-port, 2 RU:** CPPL48WBLY

For additional modular and punchdown patch panels, visit [www.panduit.com](http://www.panduit.com).

### Tools and Accessories

**Jack module termination tool:** CGJT  
**Wire snipping tool:** CWST  
**Wire snipping tool:** CJAST  
**Block dust cap:** MDC-C  
**Block out device:** PSL-DCJB-^^^  
**Phone icons:** CIPIW-C+  
**Data icons:** CIDIW-C+

\*To designate color other than IW (Off White), replace IW suffix with EI (Electric Ivory), IG (International Gray), WH (White), AW (Arctic White), BL (Black), BU (Blue), RD (Red), YL (Yellow), GR (Green), OR (Orange), or VL (Violet).

\*\*To designate color, add suffix BU (Blue) or WH (White). For additional cable colors, contact customer service.

^For lengths 1 to 20 feet (one foot increments) and 25, 30, 35, 40 feet, change the length designation in the part number to the desired length. For standard cable colors other than Off White, add suffix BL (Black), BU (Blue), RD (Red), YL (Yellow), GR (Green), OR (Orange) or VL (Violet). For example, the part number for a blue 15-foot patch cord is UTPSP15BUY.

^^For lengths 1 to 10 meters (one meter increments) and 0.5, 1.5, 2.5, 15, 20 meters, change the length designation in the part number to the desired length. For standard cable colors other than Off White, add suffix BL (Black), BU (Blue), RD (Red), YL (Yellow), GR (Green), OR (Orange) or VL (Violet). For example, the part number for a blue 15-meter patch cord is UTPSP15MBUY.

^^^To designate color other than Red, add suffix BL (Black), BU (Blue), YL (Yellow), GR (Green), OR (Orange), IW (Off White) or IG (International Gray) at end of the part number. 10/package.

+To designate color other than IW (Off White), replace IW with EI (Electric Ivory), IG (International Gray), BL (Black), BU (Blue), RD (Red), YL (Yellow), GR (Green), OR (Orange) or VL (Violet) in the part number. 100/package.

Contact customer service for bulk packaged jack modules and patch cords.

# Mini-Com® TX5e™ UTP Jack Module

## Test Results

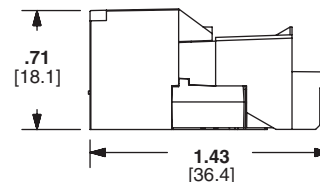
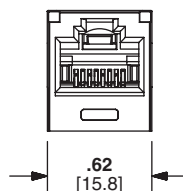
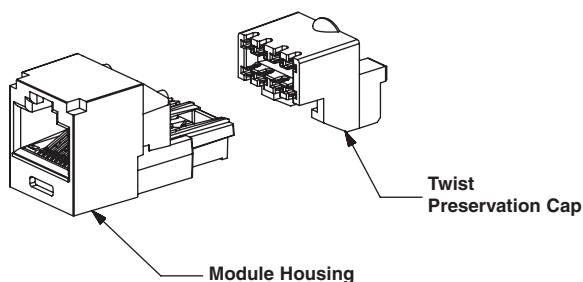
Performance Test	Test Method	20 MHz Typical Test Results	100 MHz Typical Test Results
<b>NEXT</b>	Additional Transmission Performance Specifications for 4-pair ohm Category 5e Cabling, ANSI/TIA-568-C.2	> 57	> 43
<b>FEXT</b>		> 49	> 35.1
<b>Attenuation</b>		< 0.18	< 0.40
<b>Return Loss</b>		> 24	> 20

Consult technical support for cable brand specific channel test results.

Mechanical Test	Test Method	Measurement	Typical Performance
<b>Normal Force</b>	—	Load (grams)	> 100
<b>Vibration</b>	IEC 512-6d	Circuit Resistance Change (mOhms)	< 40
<b>Durability</b>	IEC 512-9a	Circuit Resistance Change (mOhms)	< 40
<b>Mating/Unmating</b>	IEC 512-13b	Mating Force (N)	< 20
		Unmating Force (N)	< 20

Mechanical Test	Test Method	Measurement	Typical Performance
<b>Low Level Circuit Resistance</b>	IEC 512-2a	Resistance (mOhms)	< 40
<b>Dielectric Withstand Voltage</b>	IEC 512-4a	1000VAC, 1 minute	Passed
<b>Insulation Resistance</b>	IEC 512-3a	Resistance (MOhms)	> 1000

Mechanical Test	Test Method	Measurement	Typical Performance
<b>Temperature Life</b>	IEC 512-9b	Circuit Resistance Change (mOhms)	< 40
<b>Humidity</b>	IEC 512-11c	Circuit Resistance Change (mOhms)	< 40
<b>Thermal Shock</b>	IEC 512-11d	Circuit Resistance Change (mOhms)	< 40
<b>Climactic Sequence</b>	IEC 512-11a	Circuit Resistance Change (mOhms)	< 40
<b>Flowing Mixed Gas Corrosion</b>	IEC 512-11g	Circuit Resistance Change (mOhms)	< 40



Dimensions are in inches. [Dimensions in brackets are metric].

### WORLDWIDE SUBSIDIARIES AND SALES OFFICES

PANDUIT CANADA  
Markham, Ontario  
cs-cdn@panduit.com  
Phone: 800.777.3300

PANDUIT EUROPE LTD.  
London, UK  
cs-emea@panduit.com  
Phone: 44.20.8601.7200

PANDUIT SINGAPORE PTE. LTD.  
Republic of Singapore  
cs-ap@panduit.com  
Phone: 65.6305.7575

PANDUIT JAPAN  
Tokyo, Japan  
cs-japan@panduit.com  
Phone: 81.3.6863.6000

PANDUIT LATIN AMERICA  
Guadalajara, Mexico  
cs-la@panduit.com  
Phone: 52.33.3777.6000

PANDUIT AUSTRALIA PTY. LTD.  
Victoria, Australia  
cs-aus@panduit.com  
Phone: 61.3.9794.9020

For a copy of Panduit product warranties, log on to [www.panduit.com/warranty](http://www.panduit.com/warranty)

For more information

Visit us at [www.panduit.com](http://www.panduit.com)

Contact Customer Service by email: [cs@panduit.com](mailto:cs@panduit.com)  
or by phone: 800.777.3300 and reference COSP180

**PANDUIT®**

©2010 Panduit Corp.  
ALL RIGHTS RESERVED.

WW-COSP180

11/2010