

specifications

The modular, underfloor cable wire basket system shall be designed to route data and power cables beneath raised floors. Components shall accommodate 24" x 24" and 600mm x 600mm raised floor grid. The wire basket sections shall be provided in two widths: 21" (530mm) wide and 12" (305mm) wide. The 21" (530mm) wide basket shall be centered between the raised floor pedestals. The 12" (305mm) wide basket shall offer an option that centers the wire basket between the pedestals and an option that positions the wire basket next to the pedestals.



Two depths shall be provided for each width: 4" (100mm) and 6" (150mm). Two lengths shall be provided: 24" (600mm) and 48" (1200mm).

The pedestal bracket shall form a mechanical bond to the raised floor pedestal and wire basket sections ensuring electrical continuity throughout the system. It shall provide a low impedance path to ground once connected to the mesh common bond network. The pedestal bracket shall attach to both 7/8" (22mm) square and 1" (25mm) diameter raised floor pedestals.

A universal intersection fitting shall provide a method of creating horizontal turns and intersections. Adjustable level change components shall allow up to 12" (305mm) vertical level change within a single floor tile space. Snap-in bend radius control sidewalls shall provide 1.5" (38mm) bend radius control. All wire basket sections shall be installed in a drop-in fashion, requiring no cutting during installation.

technical information

Material:	Pre-galvanized steel wire and pre-galvanized CRS RoHS compliant
Approvals:	UL classified as an equipment grounding conductor NEMA VE-1/CSA 22.2 EN 61537 cable management – cable tray systems and cable ladder system

key features and benefits

All rounded edges on wire basket	Protects cables from damage during installation improving network reliability and minimizing risk of injury
Drop-in wire basket section	Allows fast installation without removing stringers or cutting sections reducing installation cost
Robust wire basket construction	Supports greater loads and holds up to use over time providing lower cost of ownership
Unique pedestal bracket	Allows fast installation to raised floor pedestal (both round and square tube) with the use of a single tool and a single captured fastener; integral bonding feature bonds the bracket to the pedestal reducing installation costs
Rotating mounting bracket support plate	Allows pedestal bracket to easily adapt to pedestals that are rotated at various angles speeding installation
Universal intersection	Allows directional changes without cutting or bending, speeding installation; reduces number of required components
Snap-in bend radius side walls	Protects cables and easily attaches to the wire basket pathway
Universal level change	Used for vertical rises and descents, eliminating the need to field fabricate level changes
Pre-galvanized finish	Does not promote the growth of zinc whiskers

applications

The GRIDRUNNER™ Underfloor Cable Pathway System is designed to route and manage copper data cables, fiber optic trunk cables, and power cables beneath a raised floor grid within data centers and service provider facilities. It is optimized to support multi-strand backbone fiber optic cables, commonly used to connect the core switches within the Main Distribution Area (MDA) to multiple edge switches in the Horizontal Distribution Areas (HDA).

It also provides a pathway for copper data cables typically used to connect the patch panels within the HDA to the patch panels within Equipment Distribution Area (EDA). It has been designed to support both types of cables within a TIA-942 compliant data center. Innovative features provide quick, easy assembly for reduced installation costs and faster deployment.

21" Wide Wire Basket Sections

21"W x 6"D x 24"L:	GR21X6X24PG
21"W x 6"D x 48"L:	GR21X6X48PG
21"W x 4"D x 24"L:	GR21X4X24PG
21"W x 4"D x 48"L:	GR21X4X48PG

12" Wide Wire Basket Sections

12"W x 6"D x 24"L:	GR12X6X24PG
12"W x 6"D x 48"L:	GR12X6X48PG
12"W x 4"D x 24"L:	GR12X4X24PG
12"W x 4"D x 48"L:	GR12X4X48PG

12" Wide Offset Wire Basket Sections

12"W x 6"D x 24"L:	GR12X6X24OSPG
12"W x 6"D x 48"L:	GR12X6X48OSPG
12"W x 4"D x 24"L:	GR12X4X24OSPG
12"W x 4"D x 48"L:	GR12X4X48OSPG

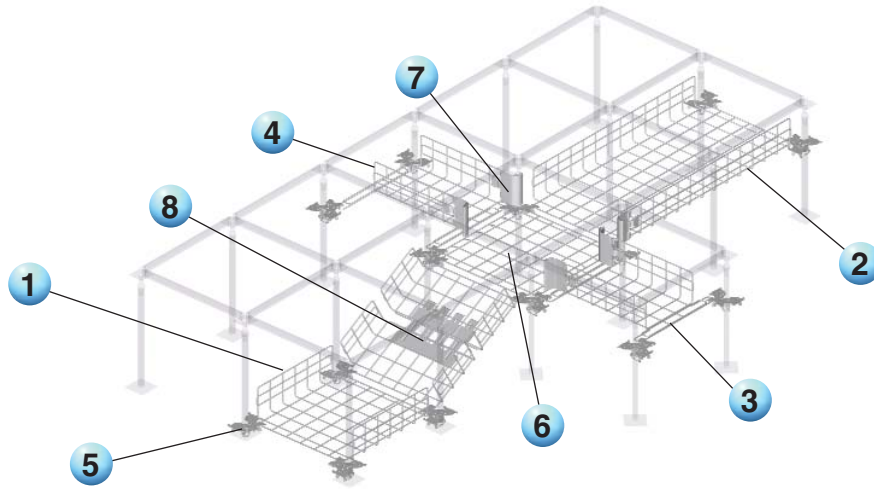
Pedestal Bracket

Pedestal bracket:	GRPBPG
Pedestal clamp:	GRCLAMP PG-X

Accessories

Universal intersection:	GRFWC21PG
Bend radius control corner for 6" wire basket:	GRBRC6PG
Bend radius control corner for 4" wire basket:	GRBRC4PG
Level change section 21"W x 6"D:	GRLC21X6PG
Level change section 21"W x 4"D:	GRLC21X4PG

GRIDRUNNER™ Underfloor Cable Routing System



Wire Basket Sections

- 1** 21" Wide x 24" Long Wire Basket Section
6" Depth: GR21X6X24PG
4" Depth: GR21X4X24PG (not shown)
- 2** 21" Wide x 48" Long Wire Basket Section
6" Depth: GR21X6X48PG
4" Depth: GR21X4X48PG (not shown)
- 3** 12" Wide x 24" Long Wire Basket Section
6" Depth: GR12X6X24PG
4" Depth: GR12X4X24PG (not shown)

12" Wide x 48" Long Wire Basket Section
6" Depth: GR12X6X48PG (not shown)
4" Depth: GR12X4X48PG (not shown)
- 4** 12" Wide x 24" Long Offset Wire Basket Section
6" Depth: GR12X6X24OSPG
4" Depth: GR12X4X24OSPG (not shown)

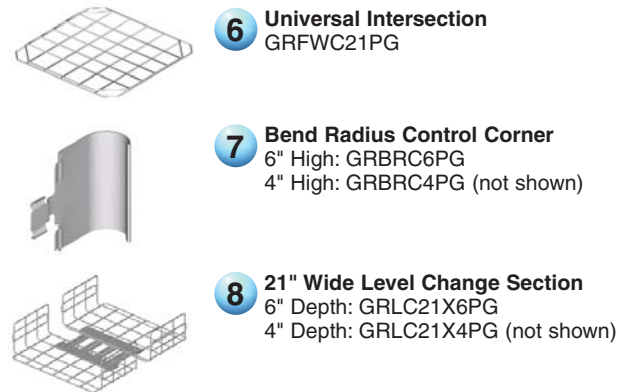
12" Wide x 48" Long Offset Wire Basket Section
6" Depth: GR12X6X48OSPG (not shown)
4" Depth: GR12X4X48OSPG (not shown)

Pedestal Bracket

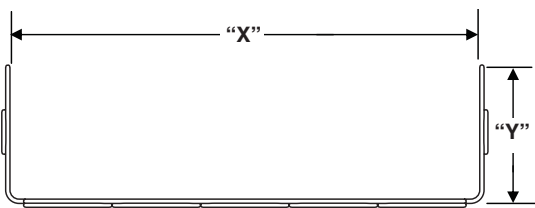


- 5** Pedestal Bracket
GRPBPG
- Pedestal Clamp
GRCLAMPPG-X

Accessories



- 6** Universal Intersection
GRFWC21PG
- 7** Bend Radius Control Corner
6" High: GRBRC6PG
4" High: GRBRC4PG (not shown)
- 8** 21" Wide Level Change Section
6" Depth: GRLC21X6PG
4" Depth: GRLC21X4PG (not shown)



"X"	"Y"	Internal Area	23 AWG* Category 6A	Category 6	Fiber Optic
			Diameter 8.38mm .330"	Diameter 6.35mm .250"	Distribution Cable Diameter 12.7mm .500"
			50% Fill	50% Fill	50% Fill
12.0	4.0	48.0 in. ²	281	489	122
12.0	6.0	72.0 in. ²	421	733	183
21.7	4.0	86.8 in. ²	508	885	221
21.7	6.0	130.3 in. ²	762	1327	332

*AWG dimensions represent typical outer cable diameter.

WORLDWIDE SUBSIDIARIES AND SALES OFFICES

PANDUIT CANADA
Markham, Ontario
cs-cdn@panduit.com
Phone: 800.777.3300

PANDUIT EUROPE LTD.
London, UK
cs-emea@panduit.com
Phone: 44.20.8601.7200

PANDUIT SINGAPORE PTE. LTD.
Republic of Singapore
cs-ap@panduit.com
Phone: 65.6305.7575

PANDUIT JAPAN
Tokyo, Japan
cs-japan@panduit.com
Phone: 81.3.6863.6000

PANDUIT LATIN AMERICA
Jalisco, Mexico
cs-la@panduit.com
Phone: 52.333.777.6000

PANDUIT AUSTRALIA PTY. LTD.
Victoria, Australia
cs-aus@panduit.com
Phone: 61.3.9794.9020

For a copy of PANDUIT® product warranties, log on to www.panduit.com/warranty



For more information
Visit us at www.panduit.com
Contact Customer Service by email: cs@panduit.com
or by phone: 800-777-3300 and reference FRSP10

©2009 PANDUIT Corp.
ALL RIGHTS RESERVED.
WW-FRSP10
3/2009