

Punchdown Consolidation Point Enclosure

PANDUIT® SPECIFICATION SHEET

specifications

Punchdown Consolidation Point Enclosure shall be made of 16 gauge aluminum and shall be available empty. Enclosure shall be wall mounted horizontally or vertically and shall be Plenum rated. Enclosure shall accept Cat. 5e, Cat. 6 or Cat. 6A cabling, and include a removable cover, which shall provide top and bottom access to cables.



technical information

Consolidation point:	Follows TIA/EIA 568-B standard
Plenum rated:	UL 2043
Dimensions:	3.44"H x 9.47"W x 13.22"L (87.4mm x 240.5mm x 335.8mm)
Mounting options:	Can be easily wall mounted horizontally or vertically
Materials:	Made of 16 gauge aluminum

key features and benefits

Unpopulated enclosure	Allows a choice of Panduit punchdown bases to be used for added versatility
Cable access	Top and bottom cable entry offers flexibility in any application
Keyless lock	Slot lock to keep enclosure closed
Simplified moves, adds and changes	Reduces down time and labor cost associated with MACs
Cable capacity	Knockout cable openings are designed for use with Cat. 6A cabling

applications

The punchdown consolidation point enclosure mounts to the wall above and below the ceiling to consolidate several outlets in one location.

This solution provides flexibility in changing network environments as increasing capacity is demanded. This enclosure is designed to provide an efficient and cost effective way to deploy cabling systems for open office

architecture. Consolidation point boxes save time and labor costs by reducing the amount of time and cable required to complete moves, adds and changes. They serve as a transition point between the horizontal cable coming out of the main closet and the cable going into the workstation.

Punchdown Consolidation Point Enclosure

Empty enclosure: WMCPE

Punchdown Bases

24 pair, Cat. 6: GPB24-X
144 pair, Cat. 6: GPB144-X
100 pair, 110: P110B100-X

Giga-Punch™ Accessories

4 pair connecting block: GPCB4-XY

5 pair connecting block: GPCB5-XY

Pan-Punch® Accessories

3 pair connecting block: P110CB3-XY

4 pair connecting block:** P110CB4-XY

5 pair connecting block:** P110CB5-XY

**International Gray Connecting Blocks available

Punchdown Termination Tools

Giga-Punch™ 4 pair punchdown tool: GPDTM

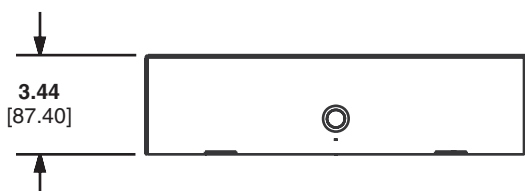
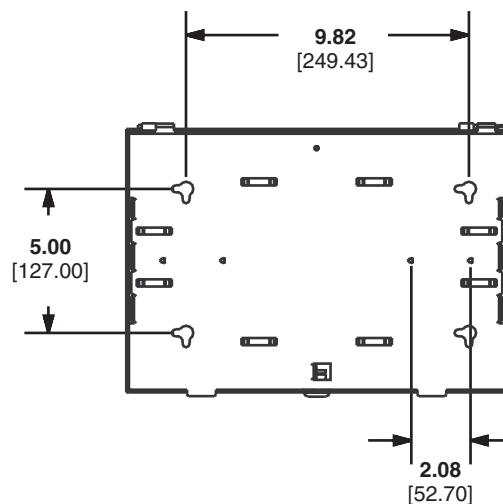
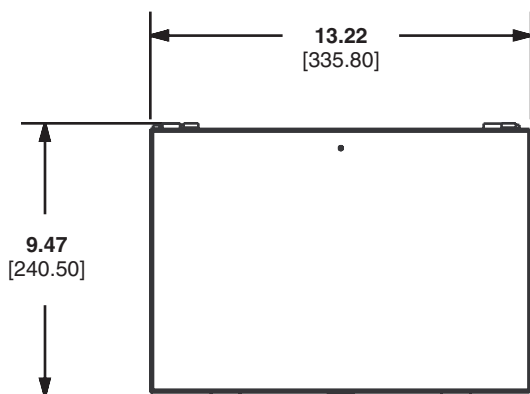
Pan-Punch® single pair punchdown tool: PDT110

Pan-Punch® 5 pair punchdown tool: PDT110M

Punchdown Label Holder

Label holder for 110 and GP6™ Bases: P110LH

Punchdown Consolidation Point Enclosure



Dimensions are in inches. [Dimensions in brackets are metric].

WORLDWIDE SUBSIDIARIES AND SALES OFFICES

PANDUIT CANADA
Markham, Ontario
cs-cdn@panduit.com
Phone: 800.777.3300

PANDUIT EUROPE LTD.
London, UK
cs-emea@panduit.com
Phone: 44.20.8601.7200

PANDUIT SINGAPORE PTE. LTD.
Republic of Singapore
cs-ap@panduit.com
Phone: 65.6305.7575

PANDUIT JAPAN
Tokyo, Japan
cs-japan@panduit.com
Phone: 81.3.6863.6000

PANDUIT LATIN AMERICA
Jalisco, Mexico
cs-la@panduit.com
Phone: 52.33.3777.6000

PANDUIT AUSTRALIA PTY. LTD.
Victoria, Australia
cs-aus@panduit.com
Phone: 61.3.9794.9020

For a copy of Panduit product warranties, log on to www.panduit.com/warranty

For more information

Visit us at www.panduit.com

Contact Customer Service by email: cs@panduit.com
or by phone: 800-777-3300 and reference RKSP49

PANDUIT®

©2010 Panduit Corp.
ALL RIGHTS RESERVED.

WW-RKSP49

3/2010