

NetRunner™ High Capacity Vertical Cable Managers

specifications

The vertical cable manager shall be capable of mounting to EIA racks to manage cables on the front and rear of the rack. The manager shall be molded out of plastic and possess cable management fingers and pass through holes. The fingers shall provide integral bend radius control and be spaced so that the gaps between the fingers align with EIA rack spaces. The pass through holes shall provide bend radius control, will have adequate space for pre-terminated media, and slots that can be used for securing of cable straps. The vertical manager shall have a dual hinged metal door that can be opened to the left or right 110 degrees. The manager shall be able to accept wire retainers that can be snapped on the cable management fingers. The manager shall accept 19" EIA accessories such as strain relief bars and POU mounted vertically in a zero RU format.



technical information

Performance level: Designed to meet TIA/EIA-568-B.2-1 Category 6 standard

Dimensions:	Front only vertical manager: NRVF6: 80.4"H x 6.7"W x 7.48"D (2042mm x 170mm x 190mm) NRVF10: 80.4"H x 10.0"W x 7.48"D (2042mm x 254mm x 190mm) NRVF12: 80.4"H x 12.0"W x 7.48"D (2042mm x 305mm x 190mm)
	Front and rear vertical manager: NRV6: 80.4"H x 6.7"W x 13.8"D (2042mm x 170mm x 350mm) NRV10: 80.4"H x 10.0"W x 13.8"D (2042mm x 254mm x 350mm) NRV12: 80.4"H x 12.0"W x 13.8"D (2042mm x 305mm x 350mm)
	Dual hinged metal door: NRD6: 82.2"H x 7.4"W x 1.6"D (2088mm x 188mm x 40mm) NRD10: 82.2"H x 10.7"W x 1.6"D (2088mm x 272mm x 40mm) NRD12: 82.2"H x 12.7"W x 1.6"D (2088mm x 322mm x 40mm)

key features and benefits

Bend radius fingers	Align with rack spaces to support cables as they transition to the vertical pathway
Large finger opening	Accommodates up to 24 Category 6A cables eliminating the need to remove fingers for cable routing speeding installation
Integral cable retainer	On the end of each finger to contain cables within each rack unit
Snap on cable retainer	Can be placed on fingers to help retain cables in channel during system installation and maintenance
6", 10", and 12" width managers	Provides more capacity for newer or augmented switches and higher cable counts
Integral EIA 19" zero RU mounting points	Allows mounting of many standard EIA 19" accessories vertically in the front or back of the manager
Full length metal door on 6", 10", and 12" wide units	Easy open and close door
Larger cable pass through openings	Allows large pass-through for Category 6, 6A cables or QuickNet™ Pre-Terminated MTP** Cassettes and for increased air flow

applications

Panduit® NetRunner™ High Capacity Vertical Cable Managers provide cost effective solutions that organize, manage, protect and showcase network cabling while ensuring system performance and reliability and has preferred compatibility to Panduit racks, patch panels, and connectivity to provide a complete end-to-end solution. NetRunner™ High Capacity

Vertical Cable Managers minimize risks to system performance in data centers and/or telecommunications rooms. NetRunner™ High Capacity Managers are specifically designed for Category 6, 6A, QuickNet™ Pre-Terminated MTP** Cassettes, QuickNet™ Plug Pack Assemblies as part of a wide variety of system solutions from Panduit.

**MTP is a registered trademark of US Conec Ltd.

Vertical Cable Managers

Front and Rear

45 RU 6" x 6":	NRV6
45 RU 10" x 6":	NRV10
45 RU 12" x 6":	NRV12

Front only

45 RU 6" x 6":	NRVF6
45 RU 10" x 6":	NRVF10
45 RU 12" x 6":	NRVF12

Doors

6" wide:	NRD6
10" wide:	NRD10
12" wide:	NRD12

NetManager™ High Capacity Horizontal Managers

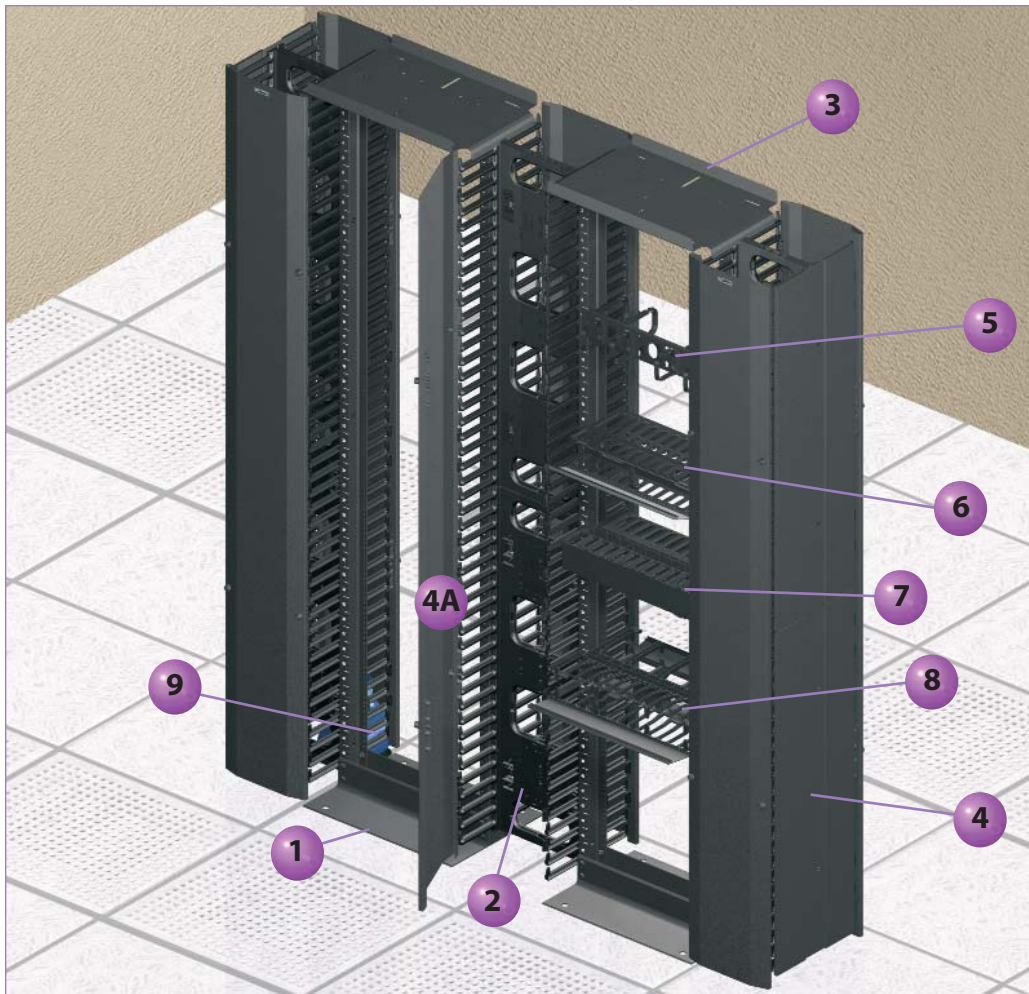
Front and rear 1 RU:	NM1
Front and rear 2 RU:	NM2
Front and rear 3 RU:	NM3
Front and rear 4 RU:	NM4
Front only 1 RU:	NMF1
Front only 2 RU:	NMF2
Front only 3 RU:	NMF3
Front only 4 RU:	NMF4











Accessories

Center mount bracket kit:	NRVCB (for use with EIA standard 2 post and Panduit 4 Post Racks)
Side mount hardware kit:	WMPVSMK (for use with Panduit R4P* and CMR4P* racks)
Cable retainers:	(package of 10) WR5E-X
Rack top trough with waterfall:	WMPV45ERTW (for use with CMR19X84)
End panel:	NREP
Strain relief bar:	SRB19BLY
Rack mounted power outlet units:	CMRPSH15 CMRPSH20 RPSH163C13TL6 RPSH103C13TL6M
Slack spool, front or rear:	PRSP5

*Suffix for size and type.

NetRunner™ High Capacity Vertical Cable Managers



- | | | | |
|--------------------------------------------------------------------------------------------------------------------------------------------------------------|-------------------------------------------------------------------------------------|-----------------------------------------------------------------------------------------------------------------------------------------------------------------|---------------------------------------------------------------------------------------|
| <p>1 CMR19X84 – 19" Standard EIA Rack, 19" x 7', 45 RU</p> |  | <p>5 CMPH2 – 2 RU Open-Access™ Horizontal Cable Manager D-rings installed on panels Front D-ring size 3"H x 3"D Rear D-ring size 3"H x 5"D Width 19"</p> |  |
| <p>2 NVR12 (shown) – 12" Wide Front and Rear Vertical Manager – 45 RU
NRV10 10" wide (not shown)
NRV6 6" wide (not shown)</p> |  | <p>6 WMPH2E – 2 RU PatchLink™ Horizontal Cable Manager Front pathway 3"H x 3"D Rear pathway 2"H x 5"D Width 20.2"</p> |  |
| <p>3 WMPV45ERTW – Rack Top Trough with Waterfall creates pathway above rack, for use with CMR19 x 84</p> |  | <p>7 NCMH2 – Net-Manager™ Horizontal Cable Manager</p> |  |
| <p>4 NREP (shown) – End Panel for NRV12, NRV10, NVR6</p> |  | <p>8 NM2 – 2 RU NetManager™ High Capacity Horizontal Cable Manager</p> |  |
| <p>4A NRD12 – Dual Hinged Door 12" wide (shown)
NRD10 – Dual Hinged Door 10" wide (not shown)
NRD6 – Dual Hinged Door 6" wide (not shown)</p> |  | <p>9 RFG6X8 – Cool Boot™ Raised Floor Air Sealing Grommet</p> |  |

WORLDWIDE SUBSIDIARIES AND SALES OFFICES

PANDUIT CANADA
Markham, Ontario
cs-cdn@panduit.com
Phone: 800.777.3300

PANDUIT EUROPE LTD.
London, UK
cs-emea@panduit.com
Phone: 44.20.8601.7200

PANDUIT SINGAPORE PTE. LTD.
Republic of Singapore
cs-ap@panduit.com
Phone: 65.6305.7575

PANDUIT JAPAN
Tokyo, Japan
cs-japan@panduit.com
Phone: 81.3.6863.6000

PANDUIT LATIN AMERICA
Jalisco, Mexico
cs-la@panduit.com
Phone: 52.33.3777.6000

PANDUIT AUSTRALIA PTY. LTD.
Victoria, Australia
cs-aus@panduit.com
Phone: 61.3.9794.9020

For a copy of Panduit product warranties, log on to www.panduit.com/warranty

For more information

Visit us at www.panduit.com

Contact Customer Service by email: cs@panduit.com
or by phone: 800-777-3300 and reference RKSP34

PANDUIT®

©2010 Panduit Corp.
ALL RIGHTS RESERVED.

WW-RKSP34

1/2010