

specifications

Cabinet cable management systems shall include components to aide in routing, managing and organizing cable to and from equipment. Panels shall be a flexible design with adjustable mounting. Panels shall be constructed of steel bases with PVC duct attached. Duct fingers shall have score lines for easy removal.



technical information

Dimensions:	CWMPV3440:	70.85"H x 2.937"W x 3.76"D (1800mm x 74.6mm x 95.5mm)
	CWMPV2440:	70.85"H x 1.953"W x 3.76"D (1800mm x 49.6mm x 95.5mm)
	CWMPV3340:	70"H x 3.25"W x 3"D (1778.8mm x 82.5mm x 76.2mm)
	CWMPV2340:	70"H x 2.25"W x 3"D (1778.8mm x 57.1mm x 76.2mm)
Packaging:	Packaged with mounting hardware and covers	
Mounting options:	Can be front and side mounted and can be used in front and rear of cabinets	

key features and benefits

Universal design	Works with the majority of manufacturer's wider cabinet designs
Modular system	Provides a system solution that can be updated with minimal additional investment
System solution	Includes slotted finger duct and D-ring options for both vertical and horizontal cable management
High capacity	Manages and organizes a large number of cables
Multiple sizes	Designed to work in a variety of cabinet designs
Multiple adjustable mounting options	Allows use in various applications

applications

The *PANDUIT IN-CABINET* System is designed to properly manage and organize patch cords and distribution cable within a cabinet. It provides a system solution including vertical and horizontal panel options. The *IN-CABINET* System is designed to work with the majority of cabinet designs for maximum flexibility. Multiple sizes are also available to fit a variety of applications. The

IN-CABINET System can be used with multimedia applications including UTP, ScTP, coax and fiber optic cables. It is a completely modular system for use with all *PANDUIT*® *PAN-NET*® products for a high performance copper and fiber solution. The *IN-CABINET* System also works with a variety of *PANDUIT* Wiring Accessories for complete cable management flexibility.

Side Mount Vertical Panels

3"W x 4"D x 6'H:	CWMPV3440
2"W x 4"D x 6'H:	CWMPV2440

Front Mount Vertical Panels

3"W x 3"D x 6'H:	CWMPV3340
2"W x 3"D x 6'H:	CWMPV2340

Patchlink Horizontal Cable Managers

2 RU front and rear:	WMP1E
2 RU front only:	WMPF1E
1 RU front and rear:	WMPSE
1 RU front only:	WMPFSE

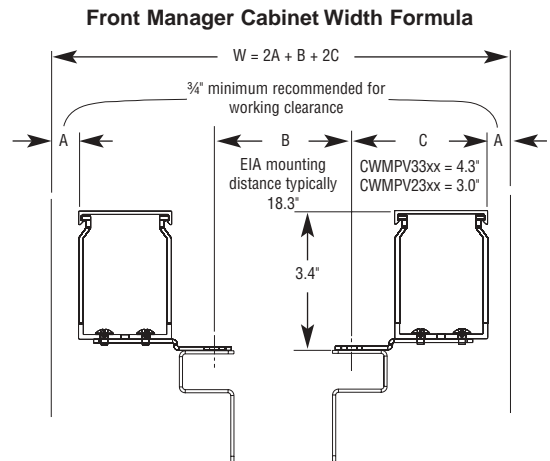
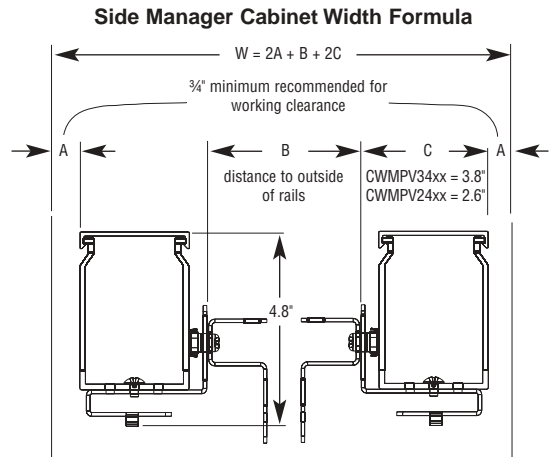
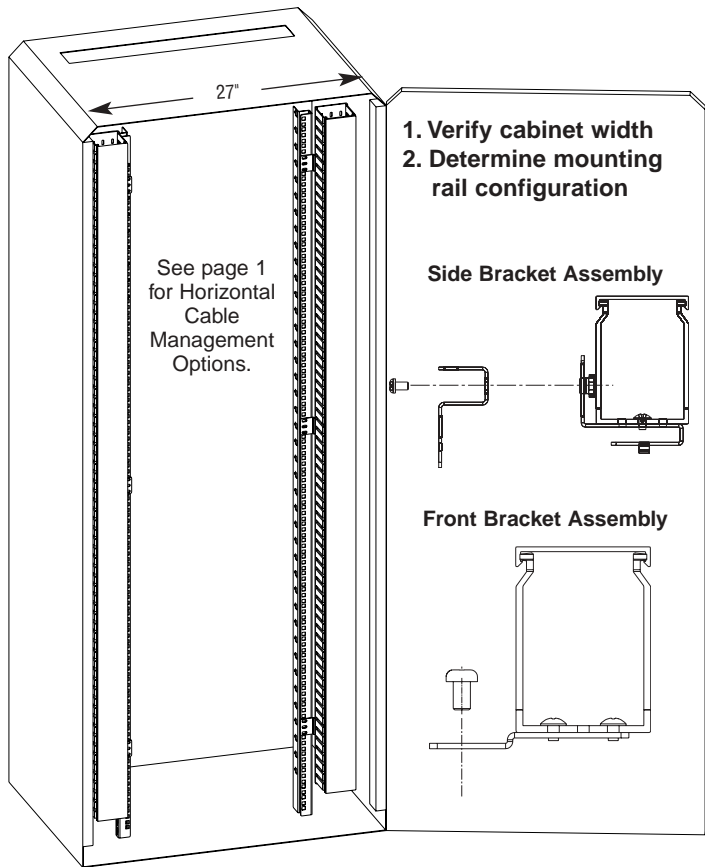
D-Ring Horizontals

2 RU front and rear:	CMPH2
2 RU front only:	CMPHF2
2 RU high capacity front only:	CMPHH2
1 RU front and rear:	CMPH1
1 RU front only:	CMPHF1
1 RU high capacity front only:	CMPHHF1

Accessories

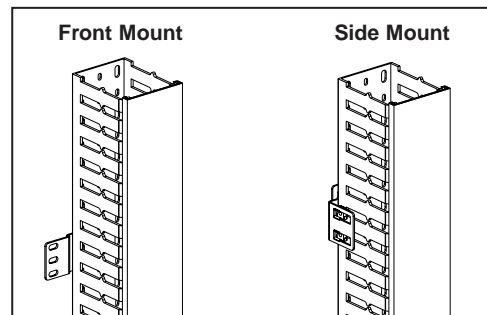
Bundle retainer:	BR2-1.3-A-X
Flat post standoff:	PPF2SV-S25-X
Vertical wire saddle:	VWS106-A-C
Dual capacity wire saddle:	VWSDC-A-C

typical cabinet installation



Front Mount Brackets					
Part Number	Size	Approx. Height	Cable Diameter		
			.187	.25	3mm
CWMPV2340	2"W x 3"D x 40 RU	70"	48	36	180
CWMPV3340	3"W x 3"D x 40 RU	70"	72	54	264

Side Mount Brackets					
Part Number	Size	Approx. Height	Cable Diameter		
			.187	.25	3mm
CWMPV2440	2"W x 4"D x 40 RU	71.8"	60	48	240
CWMPV3440	3"W x 4"D x 40 RU	71.8"	96	72	360



Dimensions are in inches (Dimensions in parentheses are metric)

WORLDWIDE SUBSIDIARIES AND SALES OFFICES

PANDUIT CANADA
Markham, Ontario
cs-cdn@panduit.com
Phone: 800.777.3300

PANDUIT EUROPE LTD.
London, UK
cs-emea@panduit.com
Phone: 44.20.8601.7200

PANDUIT SINGAPORE PTE. LTD.
Republic of Singapore
cs-ap@panduit.com
Phone: 65.6379.6700

PANDUIT JAPAN
Tokyo, Japan
cs-japan@panduit.com
Phone: 81.3.3767.7011

PANDUIT LATIN AMERICA
Jalisco, Mexico
cs-la@panduit.com
Phone: 52.333.666.2501

PANDUIT AUSTRALIA PTY. LTD.
Victoria, Australia
cs-aus@panduit.com
Phone: 61.3.9794.9020

For a copy of PANDUIT product warranties, log on to www.panduit.com/warranty



For more information
Visit us at www.panduit.com
Contact Customer Service by email: cs@panduit.com
or by phone: 800-777-3300 and reference WW-NCSP27

©2005 PANDUIT Corp.
ALL RIGHTS RESERVED.
Printed in the U.S.A.

WW-NCSP27
11/2005