



LOCTITE® 243™

(TDS for new formulation of Loctite® 243™) September 2011

PRODUCT DESCRIPTION

LOCTITE® 243™ provides the following product characteristics:

Technology	Acrylic
Chemical Type	Dimethacrylate ester
Appearance (uncured)	Blue liquid ^{LMS}
Fluorescence	Positive under UV light ^{LMS}
Components	One component - requires no mixing
Viscosity	Medium, thixotropic
Cure	Anaerobic
Secondary Cure	Activator
Application	Threadlocking
Strength	Medium

This Technical Data Sheet is valid for LOCTITE® 243™ manufactured from the dates outlined in the "Manufacturing Date Reference" section.

LOCTITE® 243™ is designed for the locking and sealing of threaded fasteners which require normal disassembly with standard hand tools. The product cures when confined in the absence of air between close fitting metal surfaces and prevents loosening and leakage from shock and vibration. The thixotropic nature of LOCTITE® 243™ reduces the migration of liquid product after application to the substrate. LOCTITE® 243™ provides robust curing performance. It not only works on active metals (e.g. brass, copper) but also on passive substrates such as stainless steel and plated surfaces. The product offers high temperature performance and oil tolerance. It tolerates minor surface contaminations from various oils, such as cutting, lubrication, anti-corrosion and protection fluids.

NSF International

Registered to NSF Category P1 for use as a sealant where there is no possibility of food contact in and around food processing areas. **Note:** This is a regional approval. Please contact your local Technical Service Center for more information and clarification.

NSF International

Certified to ANSI/NSF Standard 61 for use in commercial and residential potable water systems not exceeding 82° C. **Note:** This is a regional approval. Please contact your local Technical Service Center for more information and clarification.

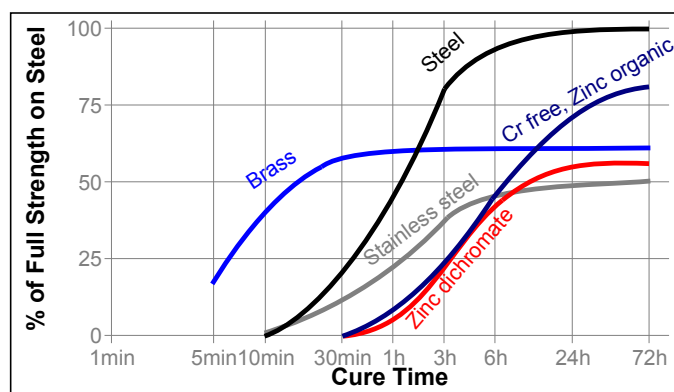
TYPICAL PROPERTIES OF UNCURED MATERIAL

Specific Gravity @ 25 °C	1.08
Flash Point - See MSDS	
Viscosity, Brookfield - RVT, 25 °C, mPa·s (cP):	
Spindle 3, speed 20 rpm	1,300 to 3,000 ^{LMS}
Viscosity, Cone & Plate, 25 °C, mPa·s (cP):	
Cone 35/2°Ti @ shear rate 129 s ⁻¹	350

TYPICAL CURING PERFORMANCE

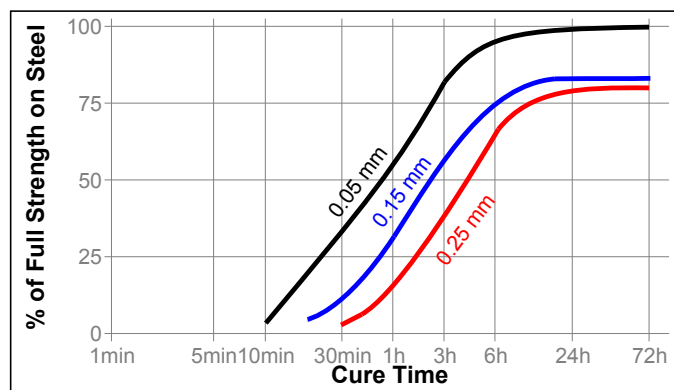
Cure Speed vs. Substrate

The rate of cure will depend on the substrate used. The graph below shows the breakaway strength developed with time on M10 steel nuts and bolts compared to different materials and tested according to ISO 10964.



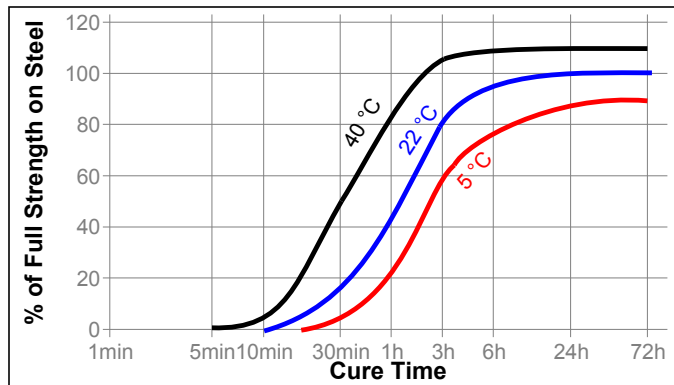
Cure Speed vs. Bond Gap

The rate of cure will depend on the bondline gap. Gaps in threaded fasteners depends on thread type, quality and size. The following graph shows shear strength developed with time on steel pins and collars at different controlled gaps and tested according to ISO 10123.



Cure Speed vs. Temperature

The rate of cure will depend on the temperature. The graph below shows the breakaway strength developed with time at different temperatures on M10 steel nuts and bolts and tested according to ISO 10964.



Breakloose Torque, ISO 10964, Pre-torqued to 5 N·m:

M10 steel nuts and bolts	N·m	24
	(lb.in.)	(210)
3/8 x 16 steel nuts and bolts	N·m	15
	(lb.in.)	(130)

Prevail Torque @ 180°, ISO 10964, Pre-torqued to 5 N·m:

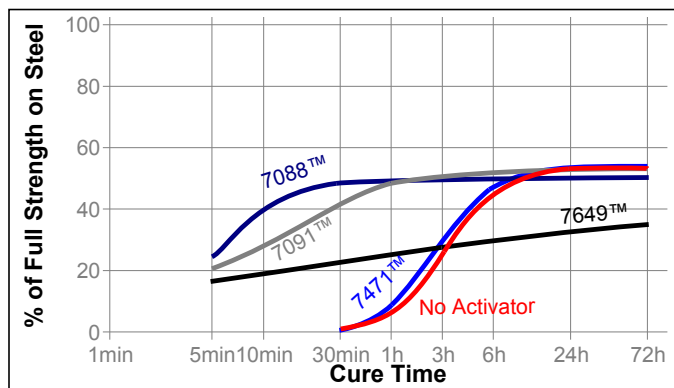
M10 steel nuts and bolts	N·m	4
	(lb.in.)	(35)
3/8 x 16 steel nuts and bolts	N·m	3.5
	(lb.in.)	(30)

Compressive Shear Strength, ISO 10123:

Steel pins and collars	N/mm ²	≥7.6 ^{LMS}
	(psi)	(≥1,100)

Cure Speed vs. Activator

Where cure speed is unacceptably long, or large gaps are present, applying activator to the surface will improve cure speed. The graph below shows the breakaway strength developed with time on M10 zinc dichromate steel nuts and bolts using Activator 7471™, 7649™, 7088™ and 7091™ and tested according to ISO 10964.



Cured for 1 week @ 22 °C

Breakloose Torque, ISO 10964, Pre-torqued to 5 N·m:

M10 zinc phosphate nuts and bolts	N·m	26
	(lb.in.)	(230)
M10 stainless steel nuts and bolts	N·m	17
	(lb.in.)	(150)

TYPICAL ENVIRONMENTAL RESISTANCE

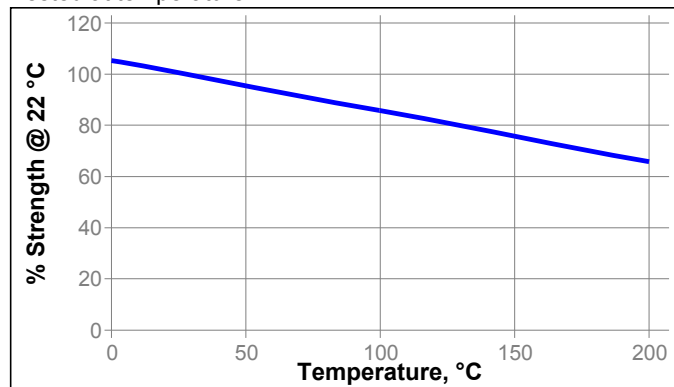
Cured for 1 week @ 22 °C

Breakloose Torque, ISO 10964, Pre-torqued to 5 N·m:

M10 zinc phosphate steel nuts and bolts

Hot Strength

Tested at temperature



TYPICAL PERFORMANCE OF CURED MATERIAL

Adhesive Properties

Cured for 24 hours @ 22 °C

Breakaway Torque, ISO 10964, Unseated:

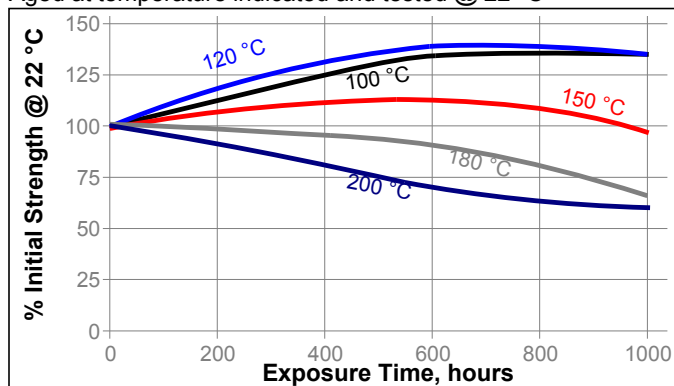
M10 steel nuts and bolts	N·m	26
	(lb.in.)	(230)
M6 steel nuts and bolts	N·m	3
	(lb.in.)	(26)
M16 steel nuts and bolts	N·m	44
	(lb.in.)	(390)
3/8 x 16 steel nuts and bolts	N·m	12
	(lb.in.)	(106)

Prevail Torque @ 180°, ISO 10964, Unseated:

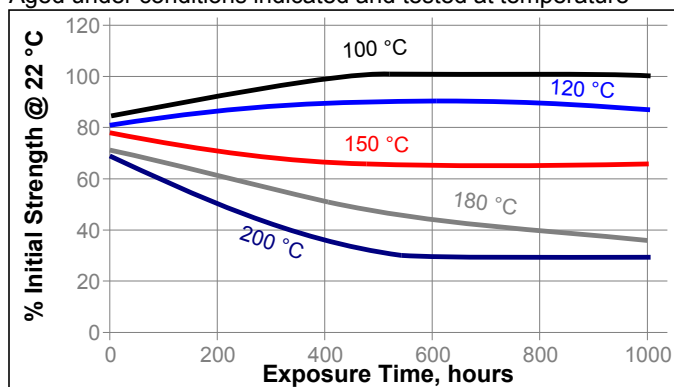
M10 steel nuts and bolts	N·m	5
	(lb.in.)	(40)
M6 steel nuts and bolts	N·m	1
	(lb.in.)	(8)
M16 steel nuts and bolts	N·m	13
	(lb.in.)	(115)
3/8 x 16 steel nuts and bolts	N·m	3
	(lb.in.)	(26)

Heat Aging

Aged at temperature indicated and tested @ 22 °C

**Heat Aging/Hot Strength**

Aged under conditions indicated and tested at temperature

**Chemical/Solvent Resistance**

Aged under conditions indicated and tested @ 22 °C.

Environment	°C	% of initial strength	
		500 h	1000 h
Motor oil	125	110	115
Unleaded gasoline	22	100	95
Brake fluid	22	105	110
Water/glycol 50/50	87	120	125
Acetone	22	85	85
Ethanol	22	95	90
E85 Ethanol fuel	22	95	100
B100 Bio-Diesel	22	110	110

Breakloose Torque, ISO 10964, Pre-torqued to 5 N·m:
M10 Stainless steel nuts and bolts

Environment	°C	% of initial strength	
		500 h	1000 h
Sodium Hydroxide, 20%	22	105	105
Phosphoric Acid, 10%	22	110	105

GENERAL INFORMATION

This product is not recommended for use in pure oxygen and/or oxygen rich systems and should not be selected as a sealant for chlorine or other strong oxidizing materials.

For safe handling information on this product, consult the Material Safety Data Sheet (MSDS).

Where aqueous washing systems are used to clean the surfaces before bonding, it is important to check for compatibility of the washing solution with the adhesive. In some cases these aqueous washes can affect the cure and performance of the adhesive.

This product is not normally recommended for use on plastics (particularly thermoplastic materials where stress cracking of the plastic could result). Users are recommended to confirm compatibility of the product with such substrates.

Directions for use:**For Assembly**

1. For best results, clean all surfaces (external and internal) with a LOCTITE® cleaning solvent and allow to dry.
2. If the cure speed is too slow, use appropriate activator. Please see the Cure Speed vs. Activator graph for reference. Allow the activator to dry when needed.
3. Shake the product thoroughly before use.
4. To prevent the product from clogging in the nozzle, do not allow the tip to touch metal surfaces during application.
5. **For Thru Holes**, apply several drops of the product onto the bolt at the nut engagement area.
6. **For Blind Holes**, apply several drops of the product to the lower third of the internal threads in the blind hole, or the bottom of the blind hole.
7. **For Sealing Applications**, apply a 360° bead of product to the leading threads of the male fitting, leaving the first thread free. Force the material into the threads to thoroughly fill the voids. For bigger threads and voids, adjust product amount accordingly and apply a 360° bead of product on the female threads also.
8. Assemble and tighten as required.

For Disassembly

1. Remove with standard hand tools.
2. In rare instances where hand tools do not work because of excessive engagement length, apply localized heat to nut or bolt to approximately 250 °C. Disassemble while hot.
3. Apply localized heat to the assembly to approximately 250 °C. Disassemble while hot.

For Cleanup

1. Cured product can be removed with a combination of soaking in a Loctite solvent and mechanical abrasion such as a wire brush.

Loctite Material Specification^{LMS}

LMS dated June 29, 2009. Test reports for each batch are available for the indicated properties. LMS test reports include selected QC test parameters considered appropriate to specifications for customer use. Additionally, comprehensive controls are in place to assure product quality and consistency. Special customer specification requirements may be coordinated through Henkel Quality.

Storage

Store product in the unopened container in a dry location. Storage information may be indicated on the product container labeling.

Optimal Storage: 8 °C to 21 °C. Storage below 8 °C or greater than 28 °C can adversely affect product properties

Material removed from containers may be contaminated during use. Do not return product to the original container. Henkel Corporation cannot assume responsibility for product which has been contaminated or stored under conditions other than those previously indicated. If additional information is required, please contact your local Technical Service Center or Customer Service Representative.

Conversions

$(^{\circ}\text{C} \times 1.8) + 32 = ^{\circ}\text{F}$
 $\text{kV/mm} \times 25.4 = \text{V/mil}$
 $\text{mm} / 25.4 = \text{inches}$
 $\mu\text{m} / 25.4 = \text{mil}$
 $\text{N} \times 0.225 = \text{lb}$
 $\text{N/mm} \times 5.71 = \text{lb/in}$
 $\text{N/mm}^2 \times 145 = \text{psi}$
 $\text{MPa} \times 145 = \text{psi}$
 $\text{N}\cdot\text{m} \times 8.851 = \text{lb}\cdot\text{in}$
 $\text{N}\cdot\text{m} \times 0.738 = \text{lb}\cdot\text{ft}$
 $\text{N}\cdot\text{mm} \times 0.142 = \text{oz}\cdot\text{in}$
 $\text{mPa}\cdot\text{s} = \text{cP}$

Manufacturing Date Reference

This Technical Data Sheet is valid for LOCTITE® 243™ manufactured from the dates below:

Made in:	First manufacturing date:
EU	July 2009
Brazil	July 2010
China	August 2009
India	August 2009
U.S.A.	December 2009

The manufacturing date can be determined from the batch code on the pack. For assistance please contact your local Technical Service Center or Customer Service Representative.

Note

The data contained herein are furnished for information only and are believed to be reliable. We cannot assume responsibility for the results obtained by others over whose methods we have no control. It is the user's responsibility to determine suitability for the user's purpose of any production methods mentioned herein and to adopt such precautions as may be advisable for the protection of property and of persons against any hazards that may be involved in the handling and use thereof. In light of the foregoing, **Henkel Corporation specifically disclaims all warranties expressed or implied, including warranties of merchantability or fitness for a particular purpose, arising from sale or use of Henkel Corporation's products. Henkel Corporation specifically disclaims any liability for consequential or incidental damages of any kind, including lost profits.** The discussion herein of various processes or compositions is not to be interpreted as representation that they are free from domination of patents owned by others or as a license under any Henkel Corporation patents that may cover such processes or compositions. We recommend that each prospective user test his proposed application before repetitive use, using this data as a guide. This product may be covered by one or more United States or foreign patents or patent applications.

Trademark usage

Except as otherwise noted, all trademarks in this document are trademarks of Henkel Corporation in the U.S. and elsewhere. ® denotes a trademark registered in the U.S. Patent and Trademark Office.

Reference 0.2