



CONTEG DATA SHEET

version: 27-09-2010

CABLE MANAGEMENT

STANDARD CABLE MANAGEMENT

CONTEG, spol. s r.o.

Headquarters Czech Republic:
Na Vítězné pláni 1719/4
140 00 Prague 4

Tel.: +420 261 219 182
Fax: +420 261 219 192
conteg@conteg.com
www.conteg.com

Local Offices:

Austria:	+43 699 1819 7071
Benelux:	+32 477 957 126
Eastern Europe:	+49 172 848 4346
France:	+33 686 074 386
Germany:	+49 170 523 4958
Russia:	+7 495 506 1328



19" WIRE MANAGEMENT PANELS WITH PLASTIC BRACKETS

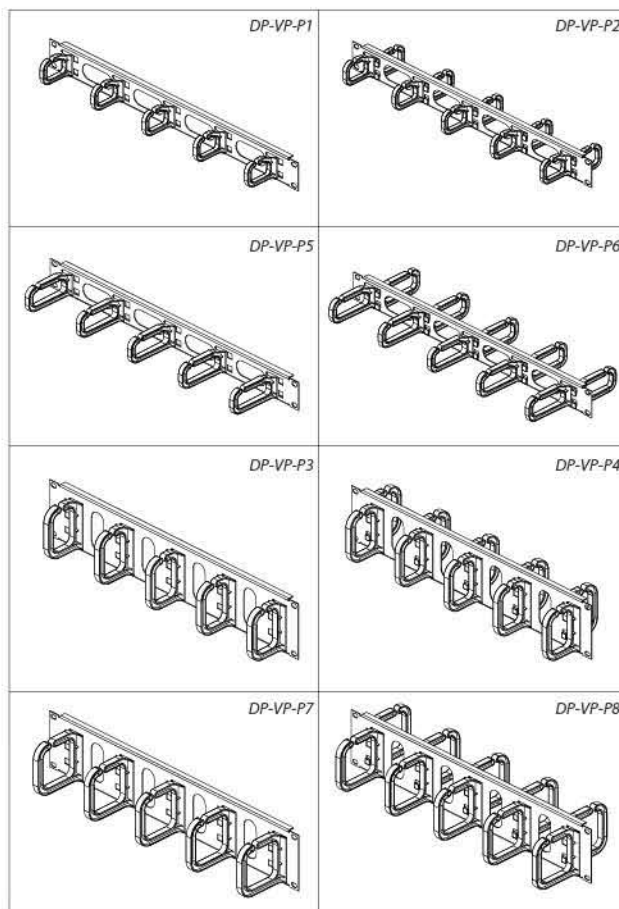
Used for storing and managing cables horizontally within the rack.

DESCRIPTION:

- Height 1U or 2U
- Available in "front only" and "front and rear" types
- 5 plastic brackets per side
- Oval openings in panel allow front to rear cabling
- Color powder coated RAL (standard RAL 9005); brackets black



DP-VP-P



Code	H	Type	Hook sizes H x D in mm	Number of brackets
DP-VP-P1	1U	Front only	40 x 50	5
DP-VP-P2	1U	Both sides	40 x 50	10
DP-VP-P3	2U	Front only	80 x 60	5
DP-VP-P4	2U	Both sides	80 x 60	10
DP-VP-P5	1U	Front only	40 x 80	5
DP-VP-P6	1U	Both sides	40 x 80	10
DP-VP-P7	2U	Front only	80 x 80	5
DP-VP-P8	2U	Both sides	80 x 80	10

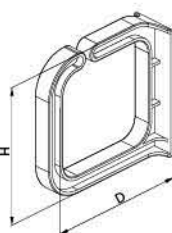
standard cable management

PLASTIC CABLE BRACKETS

Mounted on 19" vertical extrusions for management of horizontal and vertical cabling within the rack.

DESCRIPTION:

- Types:
 - a) for managing vertical cables
 - b) for managing horizontal cables
- Equipped with metal flange for installing on 19" vertical extrusions
- Color powder coated RAL (standard RAL 9005); brackets black



VO-P1-40/50	VO-P5-40/80	VO-P3-80/60	VO-P7-80/80
VO-P2-40/50	VO-P6-40/80	VO-P4-80/60	VO-P8-80/80
VO-40/50	VO-40/80	VO-80/60	VO-80/80

Code	H in mm	D in mm	Orientation
VO-P1-40/50	40	50	Horizontal
VO-P2-40/50	40	50	Vertical
VO-P3-80/60	80	60	Horizontal
VO-P4-80/60	80	60	Vertical
VO-P5-40/80	40	80	Horizontal
VO-P6-40/80	40	80	Vertical
VO-P7-80/80	80	80	Horizontal
VO-P8-80/80	80	80	Vertical

H...height, D...depth

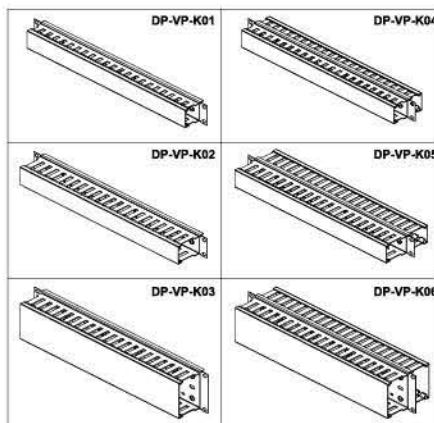


19" WIRE MANAGEMENT PANELS WITH PLASTIC BRACKETS

Used for storing and managing cables horizontally; within the rack.

DESCRIPTION:

- Height 1U or 2U
- Available in "front only" and "front and rear" types
- Plastic duct for cable managing
- Oval openings in panel allow front to rear cable passing
- Color powder coated RAL (standard RAL 9005); ducts are black



Code	H	Type	Duct sizes H x D in mm
DP-VP-K01	1U	Front only	40 x 40
DP-VP-K02	1U	Front only	40 x 60
DP-VP-K03	2U	Front only	80 x 60
DP-VP-K04	1U	Both sides	40 x 40
DP-VP-K05	1U	Both sides	40 x 60
DP-VP-K06	2U	Both sides	80 x 60

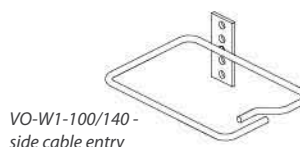

standard cable management

METAL CABLE BRACKETS

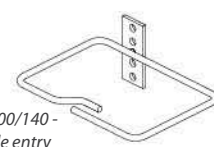
Mounted on 19" vertical extrusions and used for vertical cable management in racks.

DESCRIPTION:

- For vertical cable management
- Dimensions 100x140mm
- Flange with 4 holes for installing on front 19" vertical extrusion
- Zinc plated
- Each code contains 10pcs of brackets
- Front or side cable entry



VO-W1-100/140 - side cable entry



VO-W2-100/140 - front cable entry

Code	Dimensions in mm		Cable entry	Qty
	W	D		
VO-W1-100/140	140	100	side	10 pcs
VO-W2-100/140	140	100	front	10 pcs

HOLDERS OF VERTICAL WIRE MANAGEMENT PANELS AND CABLE BRACKETS

Used for installation of vertical wire management panels and cable brackets (ordered separately) in 800mm wide free-standing racks.

DESCRIPTION:

- Set includes 2 holders
- Mounting kit included
- Color black (RAL 9005)



HVMF with installed VO-80/80 brackets

Code	Rack height in U
HVMF-15	15
HVMF-18	18
HVMF-21	21
HVMF-24	24
HVMF-27	27
HVMF-33	33
HVMF-36	36
HVMF-42	42
HVMF-45	45
HVMF-48	48

VERTICAL WIRE MANAGEMENT PANELS

Used for storing and managing cables vertically in 800mm wide free-standing racks.

DESCRIPTION:

- For racks 15-48U high
- Plastic duct for cable management, size 80x60mm
- Oval openings in base of ducts allow front to rear cabling
- Ducts of 33U and over have divided cover for easier handling
- Installation to the front part of vertical extrusions by using holder of vertical wire management panels (HVMF) - ordered separately
- Color black (RAL 9005)

Code	Rack height in U
DP-VP-VR-15	15
DP-VP-VR-18	18
DP-VP-VR-21	21
DP-VP-VR-24	24
DP-VP-VR-27	27
DP-VP-VR-33	33
DP-VP-VR-36	36
DP-VP-VR-42	42
DP-VP-VR-45	45, 48



HVMF-42/45/48 - holder with 3x 1U 19" positions - on the request

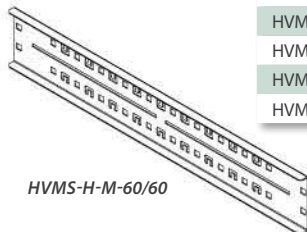


HORIZONTAL HOLDERS FOR CABLE TRAYS AND SIDE CABLE MANAGEMENT

The HVMS-H-M holders are used for fitting vertical cable trays in racks. The holder can be used also as cable holder.

DESCRIPTION:

- HVMS-H-M: for ROF family rack series, mounted to rack frame
- HVMS-H: for all rack series (recommended for RM7 and RI7), mounted on vertical extrusions
- Possibility to install plastic cable brackets
- Set includes 2 holders
- Mounting kit included



HVMS-H-M-60/60

Code	Used in rack sizes (in mm)	
	ROF/RMF/RDF/RHF/RSF	SEVEN family
HVMS-H-M-60/60	600x600, 800x600 600x1200, 800x1200	
HVMS-H-M-60/80	600x800, 800x800	
HVMS-H-M-60/100	600x1000, 800x1000	
HVMS-H-600	600x600, 800x600	600x600, 800x600
HVMS-H-800	600x800, 800x800	600x800, 800x800

CABLE BASKET TRAYS

Cable basket trays HVMS-B are used to guide and support vertical cables in free-standing racks between 19" extrusions and side panels.

DESCRIPTION:

- 140x30mm (WxD): could be mounted between horizontal holder and side panel
- 140x60mm (WxD): mounted on inner side of horizontal holder
- Produced for rack sizes 15-48U
- Mounted on holders of vertical extrusions, horizontal holders are needed for racks of 18, 21 and 27U; for RI7 and RM7 only sizes 42 and 45U
- Set of fittings included



HVMS-B

Code	Dimensions in mm			Used in rack height (U)
	H	W	D	
HVMS-B-600-140/30	605	170	35	15,18
HVMS-B-800-140/30	805	170	35	21
HVMS-B-1000-140/30	1005	170	35	24, 27
HVMS-B-1400-140/30	1405	170	35	33, 36
HVMS-B-1800-140/30	1805	170	35	42, 45, 48
HVMS-B-600-140/60	605	170	65	15, 18
HVMS-B-800-140/60	805	170	65	21
HVMS-B-1000-140/60	1005	170	65	24, 27
HVMS-B-1400-140/60	1405	170	65	33, 36
HVMS-B-1800-140/60	1805	170	65	42, 45, 48

SIDE CABLE PERFORATED PANELS

Panels DP-VV are used to guide and support vertical cables in free-standing racks between 19" extrusions and side panels.

DESCRIPTION:

- Application in free-standing racks 15 - 48U high
- Available widths - 150mm and 300mm
- Installation either directly in top and bottom frame of the rack (OPTIMAL/PREMIUM racks family only) or on holders of vertical extrusions (all free-standing rack series)
- Installation kit is included in delivery

Code		Used in rack height (U)
panels width 150mm	panels width 300mm	
DP-VV-15U/150	DP-VV-15U/300	15
DP-VV-18U/150	DP-VV-18U/300	18
DP-VV-21U/150	DP-VV-21U/300	21
DP-VV-24U/150	DP-VV-24U/300	24
DP-VV-27U/150	DP-VV-27U/300	27
DP-VV-30U/150	DP-VV-30U/300	30
DP-VV-33U/150	DP-VV-33U/300	33
DP-VV-36U/150	DP-VV-36U/300	36
DP-VV-42U/150	DP-VV-42U/300	42
DP-VV-45U/150	DP-VV-45U/300	45
DP-VV-48U/150	DP-VV-48U/300	48

SIDE CABLE GRIDS

These grids are used for managing cables in the sides of rack behind the 19" extrusions.

DESCRIPTION:

- Installation possible in racks 600, 800 and 1000mm deep
- The installation kit is part of delivery
- Cable ties are not part of delivery



HVMS-CH

Code	Dimensions in mm	Used in rack depths (in mm)
HVMS-CH-400	404x181	600, 800, 1000
HVMS-CH-500	504x181	600, 800, 1000
HVMS-CH-600	604x181	800, 1000
HVMS-CH-700	704x181	800, 1000
HVMS-CH-800	804x181	1000

standard cable management