



ORiNOCO Family of Antennas

Complete your ORiNOCO WLAN solution

Proxim understands that deploying a wireless LAN means not only having the best enterprise-class access point, but also the right antennas, cables and other accessories to complete your installation. Proxim offers a comprehensive range of options to choose from for a wide range of environments.

Optimize your wireless LAN coverage

The ORiNOCO family of antennas deliver flexible, cost-effective solutions for extending the range of your wireless LAN in a variety of situations. For aesthetic or tamper-prevention reasons, Access Points are often installed above the ceiling, in closed wiring closets or must be mounted in obstructed locations to easily access the Ethernet LAN. Other installations present challenges due to the physical layout of the facility, such as hospitals, universities, airports or other buildings that have long, narrow corridors. And, for a few installation types, multipath issues can occur.

A wide range of choices

The ORiNOCO family of antennas includes both omnidirectional and directional antennas that can be used to overcome obstacles by being placed in a location that optimizes wireless LAN coverage. For Access Points mounted above ceilings or within wiring closets, antennas can be brought out to provide excellent RF coverage. Long, narrow corridors can be cost-effectively covered by using directional antennas, which reduces the number of required access points, translating into significant cost savings. For multipath environments, a diversity antenna is available.

ORiNOCO antennas are available in the 2.4 GHz band for use with 802.11b and 802.11g, 5 GHz band for use with 802.11a and a dual band antenna for flexibility as your WLAN installation evolves from the 2.4 to 5 GHz band. Use ORiNOCO antennas as well for AP-to-AP communication (Wireless Distribution System) to deliver Wi-Fi connectivity to places that do not have a structured Ethernet connection. Proxim offers everything you need to get reliable, robust wireless access up and running throughout your facility, no matter the type of installation.

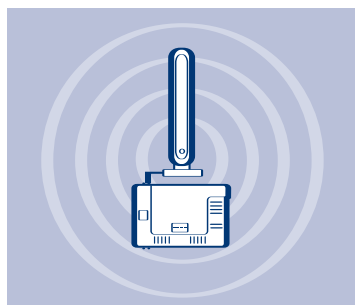
Features

- Omnidirectional and directional antennas
- Support for 2.4 GHz, 5 GHz or dual band for investment protection
- Certified for use with the ORiNOCO AP-4000, AP-2000 and AP-600 access points
- Attached cable or optional cable available to extend antenna outside of ceiling or other obstructed environments
- Wall, ceiling and pole mount options

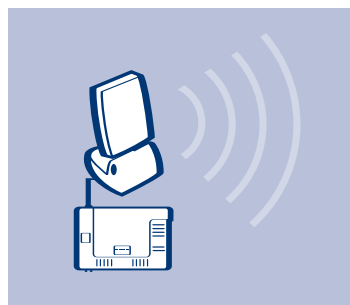


APPLICATIONS

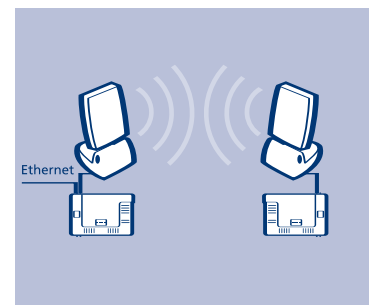
- **Enterprise**
Mobile user productivity
- **Healthcare**
Real-time patient charting
- **Education**
Mobile faculty and student connectivity
- **Government**
Remote access to constituency information
- **Public Hot Spots**
Wi-Fi connectivity



AP-4000 with
Omnidirectional antenna



AP-4000 with
directional antenna



AP-4000 in AP-to-AP
communication configuration
with directional antennas

ORINOCO Antenna Specifications

ANTENNA	Dual Band Range Extender		Range Extender	2.4 GHz Diversity, 4 dBi	2.4 GHz Omni, 5 dBi	2.4 GHz Panel, 8.5 dBi	2.4 GHz Panel, 9.5 dBi	5 GHz Panel, 7 dBi
FREQUENCY RANGE	2400 MHz-2500 MHz	5150 MHz-5875 MHz	2400 MHz - 2500 MHz	2400 MHz - 2500 MHz	2400 MHz - 2500 MHz	2400 MHz - 2500 MHz	2400 MHz - 2500 MHz	5150 MHz - 5875 MHz
PEAK GAIN*	2.5 dBi	3.5 dBi	2-3 dBi	4 dBi	5 dBi	8.5 dBi	9.5 dBi	7 dBi
VSWR	2.0:1 Max		-	1.5:1 Max	2.0:1 Max	1.5:1 Max	1.5:1 Max	2.0:1 Max
POLARIZATION	Linear, vertical		Linear, vertical	Linear, vertical	Linear, vertical	Linear, vertical	Linear, vertical	Linear, vertical
HPBW/HORIZONTAL	N/A		N/A	60°	360°	65°	50°	40°
HPBW/VERTICAL	N/A		N/A	50°	32°	60°	50°	40°
DOWNTILT	N/A		0°	0°	0°	0°	0°	N/A
POWER HANDLING	2 W (cw)		-	10 W (cw)	20 W (cw)	20 W (cw)	10 W (cw)	10 W (cw)
IMPEDANCE	50 Ohms		50 Ohms	50 Ohms	50 Ohms	50 Ohms	50 Ohms	50 Ohms
CONNECTOR	Ailiner 31-401A R/A plug		Proprietary	N-Type, Female	N-Type, Female	N-Type, Female	N-Type, Female	N-Type, Female
FRONT TO BACK RATIO	N/A		N/A	12 dB	N/A	15 dB	12 dB	10 dB
CABLE	Filotex 296789; 1.5 m		1.5 m	ULA 100; 150 cm	RG-58/U; 25 cm	N/A	N/A	ULA-100; 150 cm
CABLE LOSS	2.1 dBi	3.6 dBi	N/A	1.9 dB	-	N/A	N/A	3.2 dB
TEMPERATURE	-10°C – 55°C		0°C – 55°C	-40°C – +80°C	-40°C – +80°C	-40°C – +80°C	-40°C – +80°C	-10°C – 55°C
HUMIDITY	95% @ 25°C		95% @ 25°C	95% @ 25°C	95% @ 25°C	95% @ 25°C	95% @ 25°C	95% @ 25°C
RADOME COLOR	White		White	Gray white	Gray white	Gray white	Gray white	Gray white
RADOME MATERIAL	ABS + PC		ABS + PC	ABS	Fiberglass	ABS	ABS	ABS
WEIGHT	3.9 oz/110 g		4.4 oz/150 g	3.8 oz/107 g	28.2 oz/800 g	3.8 oz/107 g	3.8 oz/107 g	3.9 oz/110 g
DIMENSIONS	3.0 x 2.3 x 7.6 in/ 76 x 58 x 194 mm		9.0 x 9.8 x 0.3 in/ 230 x 250 x 8 mm	4.5 x 4.5 x 1.6 in/ 114 x 114 x 40 mm	13.0 x 0.7 in/ 330 x 19 mm	4.5 x 4.5 x 1.6 in/ 114 x 114 x 40 mm	4.5 x 4.5 x 1.6 in/ 114 x 114 x 40 mm	4.6 x 3.4 x 3.0 in/ 118 x 86 x 76 mm
PROXIM PART #	1086-REA		848-072-633	1086-OA24-4	1086-OA24-5	1086-PA24-8.5	1086-PA24-9.5	1086-PA50-7
APs CERTIFIED	AP-4000, AP-600		AP-2000	AP-4000, AP-600	AP-4000, AP-600	AP-4000, AP-600	AP-4000, AP-600	AP-4000, AP-600

* Including cable loss, if applicable

About Proxim

Proxim Corporation is a global leader in wireless networking equipment for Wi-Fi and broadband wireless networks. The company provides its enterprise and service provider customers with wireless solutions for the mobile enterprise, public hot spots, security and surveillance, last mile access, metropolitan area networks and voice and data backhaul.

Proxim Corporation
2115 O'Nel Drive
San Jose, CA 95131
tel: 800.229.1630
tel: 408.731.2700
fax: 408.731.3675
www.proxim.com



Wi-Fi is a trademark of the Wireless Ethernet Compatibility Alliance, Inc. Windows and Windows Me are registered trademarks of Microsoft Corporation. DAT is a trademark of Nomadix.

©2004 Proxim Corporation. All rights reserved. Proxim and ORINOCO are registered trademarks and the Proxim logo is a trademark of Proxim Corporation. All other trademarks mentioned herein are property of their respective owners. Specifications are subject to change without notice.