



CONTEG DATA SHEET

version: 27-09-2010

AIRFLOW MANAGEMENT PRODUCTS

VENTILATION UNITS FANS ACTIVE DOOR

CONTEG, spol. s r.o.

Headquarters Czech Republic:
Na Vítězné pláni 1719/4
140 00 Prague 4

Tel.: +420 261 219 182
Fax: +420 261 219 192
conteg@conteg.com
www.conteg.com

Local Offices:

Austria:	+43 699 1819 7071
Benelux:	+32 477 957 126
Eastern Europe:	+49 172 848 4346
France:	+33 686 074 386
Germany:	+49 170 523 4958
Russia:	+7 495 506 1328



VENTILATION UNITS

Used to force airflow through a rack to assist with cooling.

DESCRIPTION:

- Two to nine fans
- Possible to install:
 - a) in 19" extrusions - horizontally
 - b) in top or bottom frame of free-standing rack
- Connecting kit for ventilation unit is needed when installing in top or bottom frame
- Temperature range -10°C to 55°C
- Thermostat in the range 0°C - 60°C included; optionally no thermostat
- Voltage range 230V/50Hz (optionally 48V DC)
- Protection category to EN 60 529 IP 20
- Color powder coated RAL (standard RAL 9005)
- Enhanced option DP-VEN-xx-E



DP-VEN-03

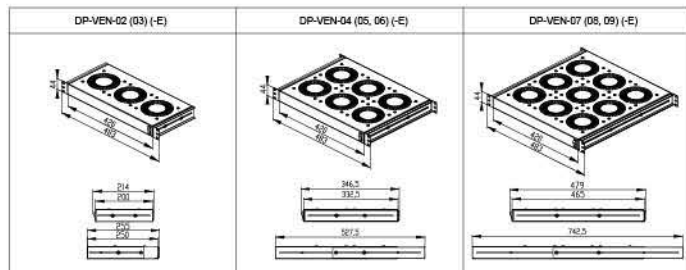
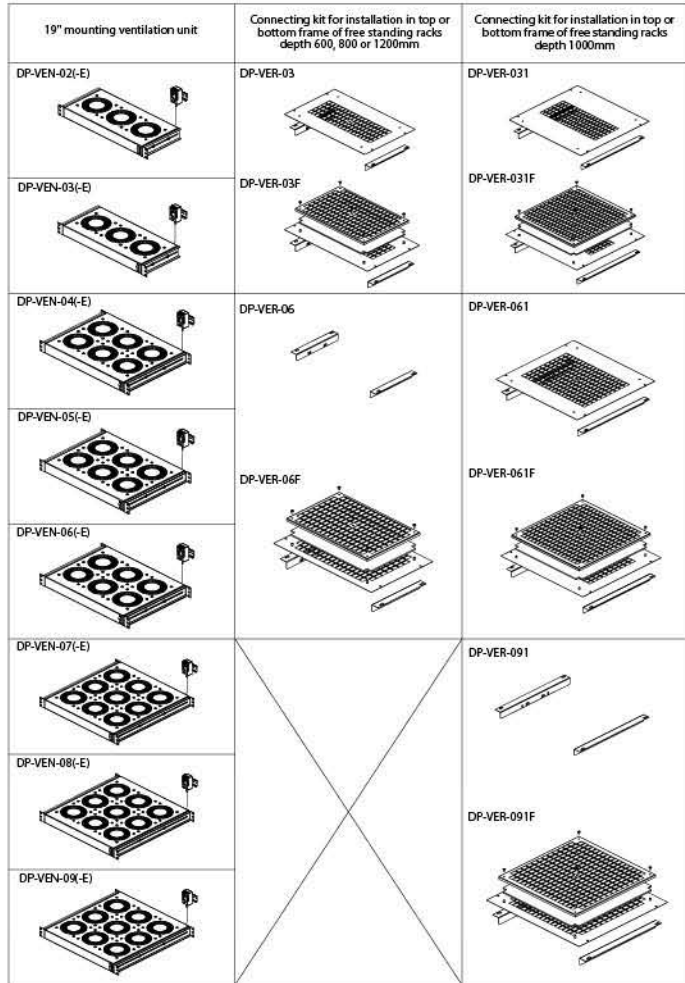


DP-VEN-06



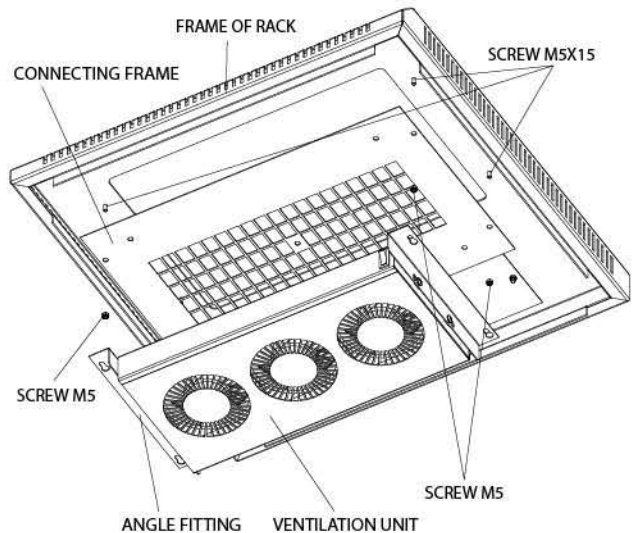
DP-VEN-09

Information on installation options (into top or bottom frame of ROR rack series) on request



Code	Air through put (m3.h-1)	Rated current max. (A)	Power (W)	Noise level* (dB)
DP-VEN-02	210	0,18	38	48,0
DP-VEN-03	315	0,27	57	49,8
DP-VEN-04	420	0,36	76	51,0
DP-VEN-05	525	0,45	95	52,0
DP-VEN-06	630	0,54	114	52,8
DP-VEN-07	735	0,63	133	53,5
DP-VEN-08	840	0,72	152	54,0
DP-VEN-09	945	0,81	171	54,5
DP-VEN-02-E	330	0,28	44	53,0
DP-VEN-03-E	495	0,42	66	54,8
DP-VEN-04-E	660	0,56	88	56,0
DP-VEN-05-E	825	0,70	110	57,0
DP-VEN-06-E	990	0,84	132	57,8
DP-VEN-07-E	1155	0,98	154	58,5
DP-VEN-08-E	1320	1,12	176	59,0
DP-VEN-09-E	1485	1,26	198	59,6

* Approximate value. Real noise level depends on conditions at installation site.



ventilation units / fans / active door



FANS

Used to force airflow through a rack where ventilation unit is not used.

DESCRIPTION:

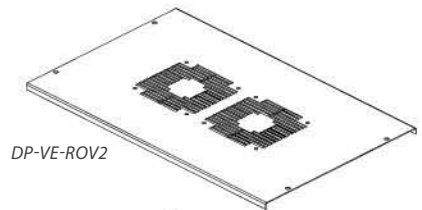
- Possible to install:
 - a) on side or top of wall-mounting rack - special perforation needed (ordering code of the wall mounting rack to be extended: -VH for 2x side perforation or -TH for 2x top cover perforation)
 - b) in top or bottom frame of distribution rack - requires perforated gland plate DP-VE-ROV2 or DP-VE-ROV4
- Mounting kit included
- Code: DP-VE-01



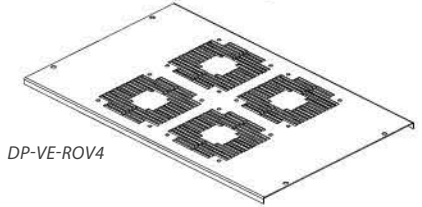
Side panel installation



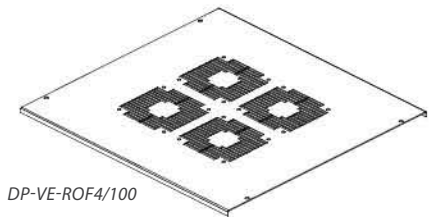
Special perforation



DP-VE-ROV2



DP-VE-ROV4



DP-VE-ROF4/100

ACTIVE DOOR

The active door is designed for mounting of up to 3 ventilation units, each with 6 fans (for racks of 600mm width) and 9 fans (for racks of 800mm width). Front mounted active door ensures effective air delivery in to the rack. The rear mounted active door removes heated air from the rack. Active doors can be where higher density heat loads are required by augmenting the delivery or extraction of air for cooling purposes.

DESCRIPTION:

- Perforated sheet metal or vented door
- Preparation for mounting of 3 ventilation units, each with 6 fans
- Multipoint swivel handle lock
- Universal keys
- Colour design - powdered paint RAL 7035 or RAL 9005

Apply the appropriate codes in positions describing door type/door lock type in the rack ordering matrix:

- JW for sheet steel perforated door, ready for up to 3 x 6 (3 x 9)-position ventilation unit, multipoint swivel handle lock, universal key
- KW for vented door, ready for up to 3 x 6 (3 x 9)-position ventilation unit, multipoint swivel handle lock, universal key

