

# Closet Connector Housings (CCH)

A LANscape®  
Solutions Product

## features and benefits |

<b>Interconnect and cross-connect capability</b>	Ideal for field connectorization
<b>Ideal for loose tube, tight buffer and ribbon</b>	Variety of options
<b>Field-installed lock kit</b>	Security
<b>Quality tested</b>	Meets ANSI/TIA/EIA-568A and 606
<b>Mounting provisions for buffer tube fan-out kits</b>	Ideal for field connectorization
<b>Housings have sliding tray (01U and 02U) or open top at front (03U and 04U)</b>	Ease of access

Corning Cable Systems Closet Connector Housings (CCHs) provide interconnect or cross-connect capabilities between the outside plant, riser or distribution cables and the opto-electronics. The housings accept CCH connector panels. The units are designed for rack mounting in 19 in (48 cm) racks or optional 23-in (58 cm) equipment racks (1.75-in EIA hole spacing). They are available in rack space options of 1U (two panels), 2U (four panels), 3U (six panels) and 4U (twelve panels). The 1U and 2U options feature a slide out tray, while 3U and 4U options are designed with an open top at the front of the housing for ease of access and jumper routing.

Closet connector housings can be ordered with connector panels for multimode and single-mode applications in 6-, 8-, 12-, 16- and 24-fiber configurations. Documentation labels are provided and components

(continued)



Closet Connector Housings  
(CCH-02U and CCH-01U) | Photo CPC71



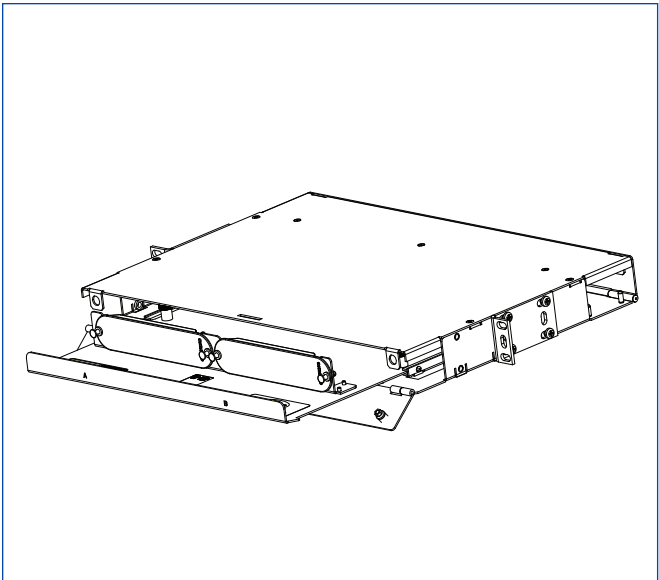
CCH-04U (open) | Photo LAN209

# Closet Connector Housings (CCH)

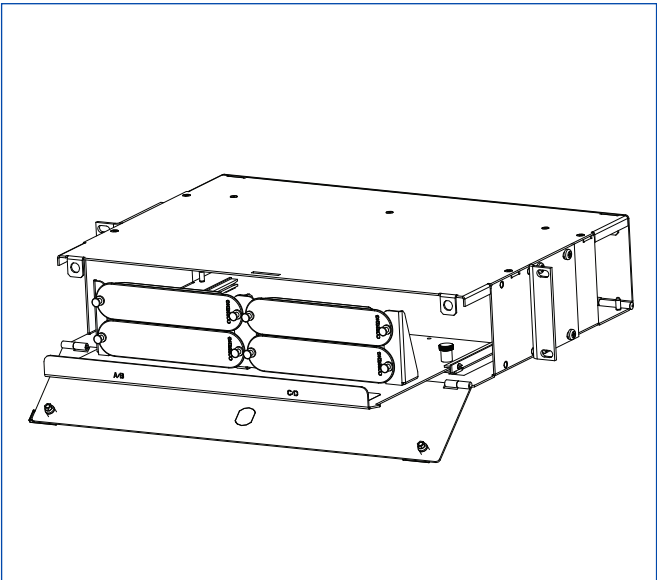
A LANscape®  
Solutions Product

can be added as needed to construct a fiber distribution frame for any application. The units include multiple locations for jumper egress and come with the patented universal cable clamp for cable strain-relief.

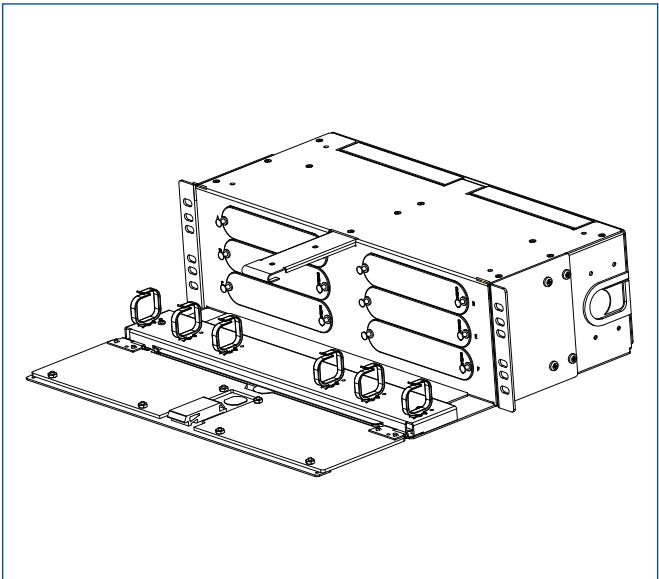
The 03U and 04U versions include a removable polycarbonate-tinted front door, and optional top and side covers are also available. All size housings have field-installable lock kits available.



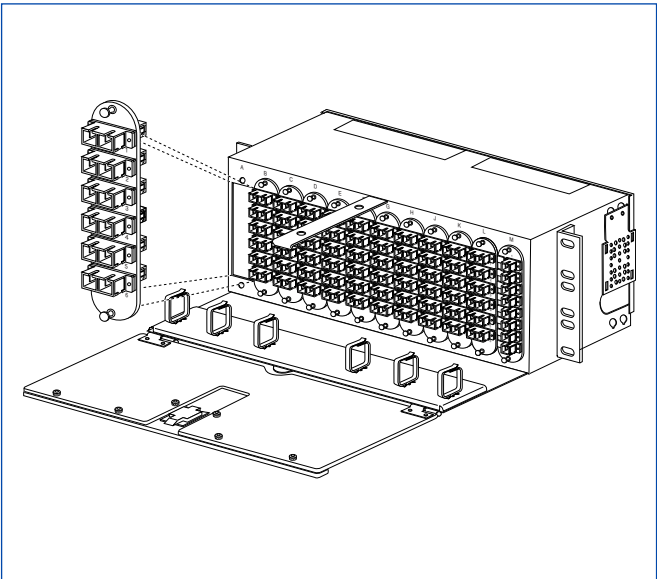
**CCH-01U (up to 48 fibers) | Drawing ZA-2801**



**CCH-02U (up to 96 fibers) | Drawing ZA-2800**



**CCH-03U (up to 144 fibers) | Drawing ZA-2799**



**CCH-04U (up to 288 fibers) | Drawing CPC-220/5/1**

*Note: One "U" = One industry-standard rack space of 1.75 in.*

# Closet Connector Housings (CCH)

A LANscape®  
Solutions Product

## specifications |

	Dimensions (H x W x D) cm (in)	Shipping Weight kg (lb)
CCH-01U	4.4 x 43.2 x 30.5 (1.75 x 17 x 12)	2.3 (5)
CCH-02U	8.9 x 43.2 x 30.5 (3.5 x 17 x 12)	2.7 (6)
CCH-03U	13.3 x 43.2 x 30.5 (5.25 x 17 x 12)	2.7 (6)
CCH-04U	17.8 x 43.2 x 30.5 (7 x 17 x 12)	3.6 (8)

## ordering information |

Part Number	Description
CCH-01U	Closet Connector Housing; accepts up to 2 CCH panels; comes with blank panels and hardware to strain-relieve 1 cable with the universal cable clamp (UCC) or up to (5) 0.4 in or smaller cables with the patented UCC insert
CCH-02U	Closet Connector Housing; accepts up to 4 CCH panels; comes with blank panels and hardware to strain-relieve 1 cable with the universal cable clamp (UCC) or up to (5) 0.4 in or smaller cables with the patented UCC insert
CCH-03U	Closet Connector Housing; accepts up to 6 CCH panels; comes with blank panels and hardware to strain-relieve 1 cable with the universal cable clamp (UCC) or up to (5) 0.4 in or smaller cables with the patented UCC insert
CCH-04U	Closet Connector Housing; accepts up to 12 CCH panels; comes with blank panels and hardware to strain-relieve 1 cable with the universal cable clamp (UCC) or up to (5) 0.4 in or smaller cables with the patented UCC insert

### Accessories

CCH-LABEL-01U-2410	Replacement Label Kit for the CCH (1-rack-space housing); contains 10 labels
CCH-LABEL-02U-4810	Replacement Label Kit for the CCH (2-rack-space housing); contains 10 labels
CCH-LABEL-03U-7210	Replacement Label Kit for the CCH (3-rack-space housing); contains 10 labels
CCH-LABEL-04U-E410	Replacement Label Kit for the CCH (4-rack-space housing); contains 10 labels
CCH-WALLMNT-KIT	Bracket Kit for wall mounting the CCH, 6-rack-spaces tall, hinged
CPP-UCC-KIT	Universal Cable Clamp Kit for CCH-01U and CCH-02U
CCH-UCC-KIT	Universal Cable Clamp Kit for CCH-03U and CCH-04U

Note: Connector panels and modules must be ordered separately.

# Closet Connector Housings (CCH)

A LANscape®  
Solutions Product

## ordering information | (continued)

Part Number	Description
<b>Accessories</b>	
<b>CJP-01U</b>	Closet Jumper Management Panel; provides jumper management in a 1.75-in rack space
<b>CJP-02U</b>	Closet Jumper Management Panel; provides jumper management in a 3.5-in rack space
<b>HDWR-LOCK-KIT</b>	Lock Kit for front door of housing; contains 1 lock with 2 keys
<b>FDC-CABLE-GRND</b>	Armored Cable Grounding Kit; contains armored grounding clip and ground strap
<b>CCH-TOP-CVR</b>	Patch Field Cover that covers top opening in CCH-03U and CCH-04U housings
<b>CCH-04U-SIDEPNL</b>	Side Panels to enclose CCH-04U housing; kit includes 2 panels
<b>CDF-01U-23-BKT</b>	23-in Mounting Brackets for the CCH-01U
<b>CDF-02U-23-BKT</b>	23-in Mounting Brackets for the CCH-02U
<b>CDF-01U-24-BKT</b>	24-in Mounting Brackets for the CCH-01U
<b>CDF-02U-24-BKT</b>	24-in Mounting Brackets for the CCH-02U
<b>CDF-03U-23-BKT</b>	23-in Mounting Brackets for the CCH-03U
<b>CDF-04U-23-BKT</b>	23-in Mounting Brackets for the CCH-04U
<b>CDF-03U-24-BKT</b>	24-in Mounting Brackets for the CCH-03U
<b>CDF-04U-24-BKT</b>	24-in Mounting Brackets for the CCH-04U
<b>CCH-01U-RECESS-KIT</b>	Flush-Mount Brackets for the CCH-01U
<b>CPP-03U-RECESS-KIT</b>	Flush Mount Brackets for the CCH-03U
<b>CPP-04U-RECESS-KIT</b>	Flush Mount Brackets for the CCH-04U

Corning Cable Systems LLC • PO Box 489 • Hickory, NC 28603-0489 USA  
800-743-2675 • FAX: 828-901-5973 • International: +1-828-901-5000 • [www.corning.com/cablesystems](http://www.corning.com/cablesystems)

Corning Cable Systems reserves the right to improve, enhance and modify the features and specifications of Corning Cable Systems products without prior notification. LANscape is a registered trademark of Corning Cable Systems Brands, Inc. All other trademarks are the properties of their respective owners. Corning Cable Systems is ISO 9001 certified.  
© 2009 Corning Cable Systems. All rights reserved. Published in the USA. LAN-1129-EN / April 2009