

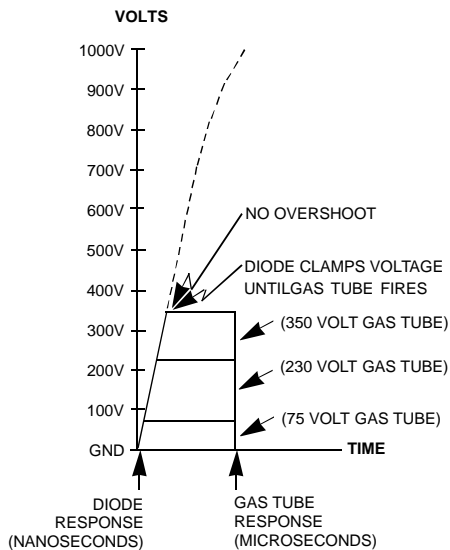
DELTA™ Protector

The Delta™ Protector provides premium, high-speed protection for sensitive communications and data equipment. The module of choice in high lightning areas, the Delta™ offers superior protection from overvoltages and overcurrents preventing costly damage to equipment.


The Delta™ Protector coordinates very high speed diodes with a powerful, three-element gas tube and heat coils. When exposed to high voltage conditions, the diode, with a response time of less than 5 nanoseconds, reacts to clamp the voltage until the gas tube ionizes and shunts the energy to ground.

The 75V module is particularly effective in protecting digital non-ringing switching systems.

PROTECTION INPUT & OUTPUT WAVEFORM



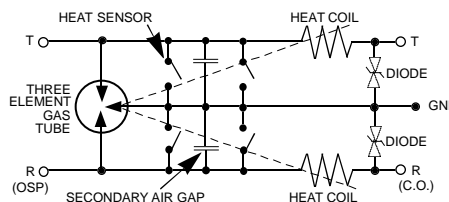
High-Speed, Heavy Duty, Primary/Secondary Line Protection for PBXs and Connection Equipment



Features & Benefits

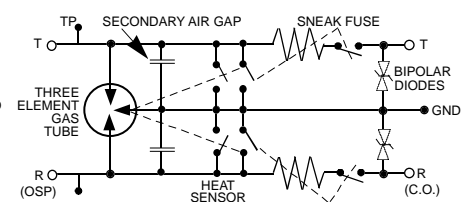
- UL 497 listed for Primary as well as Secondary protection
- Less than 5 nanoseconds response time
- Quality components — high-speed diode, superior 3-element gas tube, and dependable sneak fuse or heat coil
- Reduces service calls and repair costs
- Protects personnel
- Available in single or five-pin configurations
- Five-pin configuration compatible with other manufacturers' equipment
- Available in 75V, 230V, or 350V
- Available with heat coil or sneak fuse

EQUIVALENT CIRCUIT



MODEL 95BCDXN DELTA™
PROTECTOR 3-ELEMENT GAS TUBE/HEAT
COIL SECONDARY AIR GAP/BIPOLAR
DIODES AND TEST POINTS

EQUIVALENT CIRCUIT



MODEL 95BCSDXN DELTA™
PROTECTOR 3-ELEMENT GAS TUBE/
SNEAK FUSE/SECONDARY AIR GAP/
BIPOLAR DIODES AND TEST POINTS

DELTA™ PROTECTOR

SPECIFICATIONS:

Electrical

	75 VOLT	230 VOLT	350 VOLT	TESTED AS PER SPECIFICATION REA PE-80
DC Breakdown	63-95V	200-270V	300-370V	2000V/Sec max
Clamping Voltage	144V Max @ 10A	375V Max @ 4A	500V Max @ 3A	IEEE P465.4/D5
Clamping Time	<10 nSec	<10 nSec	<10 nSec	IEEE P465.4/D5
Standoff Voltage	81V	260V	375V	IEEE P465.4/D5
Capacitance	<100 pF	<100 pF	<100 pF	GTS 8345
Rated Peak Pulse Power (1 Millisecond)	1500 W	1500 W	1500 W	IEEE P465.4/D5 (Reference Definition)
Reverse Leakage Current (At Standoff Voltage)	<5 µA	<5 µA	<5 µA	
AC Discharge	180 A RMS*	90 A RMS	90 A RMS	11 Cycles of 60 Hz Waveform
Fail-safe Operation	100 Sec @ 0.5A 50 Sec @ 1.0A 15 Sec @ 5.0A 10 Sec @ 20.0A	100 Sec @ 0.5A 50 Sec @ 1.0A 15 Sec @ 5.0A 10 Sec @ 20.0A	100 Sec @ 0.5A 50 Sec @ 1.0A 15 Sec @ 5.0A 10 Sec @ 20.0A	
Line Series Resistance**	4 ohms max.	4 ohms max.	4 ohms max.	Line in/Line out
Insulation Resistance (Minimum)	100 M NA	NA 100 M	NA 100 M	50 VDC 100 VDC
DC Holdover	52V 260 mA	52V, 260 mA 135V, 200 mA 150V, 140 mA	52V, 260 mA 135V, 200mA 150V, 140mA	150 mSec max to extinguish

*9 cycles of 50 Hz Waveform

** High resistance heat coil available upon request

Operating Temperature: - 13°F to + 149°F (- 25°C to + 65°C)

Heat Coil/Sneak Fuse specifications:

The device will conduct up to 360 mA indefinitely.

The device will short/open in less than 210 Sec. when subjected to 540 mA.

The device will short/open in less than 10 Sec. when subjected to 1A or more.

ORDERING INFORMATION:

CONFIGURATION	TYPE	75 VOLT	230 VOLT	350 VOLT
Single-Pin	Heat Coil Sneak Fuse	95BCDXN-75 95BCSDXN-75	95BCDXN-230 95BCSDXN-230	95BCDXN-350 95BCSDXN-350
Five-Pin	Heat Coil Sneak Fuse	195BCDXN-75 195BCSDXN-75	195BCDXN-230. 195BCSDXN-230	195BCDXN-350 195BCSDXN-350

FEATURES AND SPECIFICATIONS SUBJECT TO CHANGE WITHOUT NOTICE

DELTA™ IS A TRADEMARK OF PORTA SYSTEMS CORP.
©2001 PORTA SYSTEMSCORP



For more information contact:

575 Underhill Blvd., Syosset, NY 11791

Phone: 1-800-93 PORTA (800-937-6782) FX: 516-682-4636

www.portasystems.com