

## Fiber Optic Splice Closure Ordering Guide

TELECOM OUTSIDE PLANT



**FOSC 450**

# FOSC 450 Splice Closures

*Ordering Guide For Closures  
and Accessories*

<b><i>Section 1: Product Introduction</i></b>	<b><i>3</i></b>
<b><i>Section 2: Ordering Information</i></b>	<b><i>5</i></b>
2.1 FOSC 450 Splice Closure Description Key	5
2.2 Standard Kit Contents	6
<b><i>Section 3: Product Guide</i></b>	<b><i>7</i></b>
3.1 Closure Description	7
3.2 Closure Dimensions and Capacities	9
<b><i>Section 4: Accessories</i></b>	<b><i>11</i></b>
<b><i>Section 5: Closure Index</i></b>	<b><i>24</i></b>



## Product Introduction

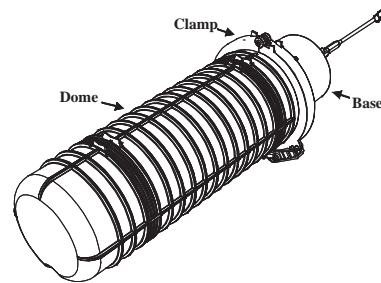
This document provides assistance with the selection of gel sealed FOSC 450 splice closures. Please consult your local sales engineer for applications not included in this document.

The FOSC 450 splice closure products are fully mechanical, butt-type closures used in the outside plant network when mass splice storage is the main requirement. The FOSC 450 series splice closures are the next step forward from the well-established FOSC 400 series of heat-shrink splice closures.

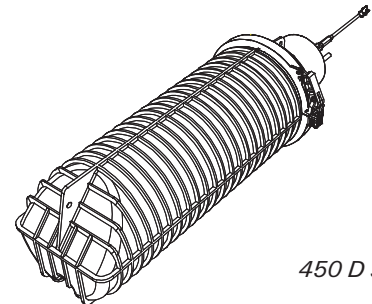
The FOSC 450 splice closures are made of a thermoplastic material and create environmentally protected sealing in two ways. The base and dome are sealed with a clamp and an O-ring. Six round ports are provided in a wrap-around block with a pre-installed gel profile for cable sealing. Each port will accommodate a cable from 0.35" to 1.00" in diameter. This gel block can be opened and closed repeatedly without the need to remove or replace the gel. No grease is needed at any time on the FOSC 450 splice closures. The gel block allows you to add cables gradually without disturbing previously installed cables.

Depending on the closure size, the splicing trays can hold from 12 to 72 SMOUV splices (96 splices with FIST type splice modules). All splicing trays are hinged at one end so that any fiber can be accessed without disturbing fibers on the other trays. The hinging of trays also prevents kinking of buffer tubes. Uncut loose buffer tube storage is provided in the optional storage basket.

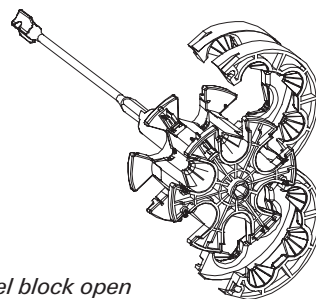
Different from heat-shrink closures that secure the cable and provide sealing with the heat-shrink sleeve, gel sealed closures require cable termination hardware, which is included in all kits. Environmental sealing is provided by the wraparound gel block.



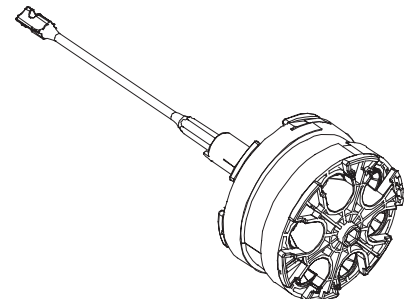
450 B size



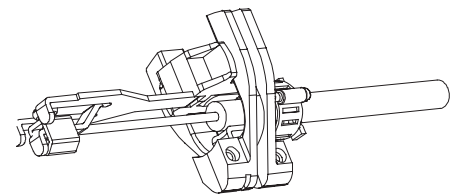
450 D size




Gel block open



Gel block closed



Cable retention hardware

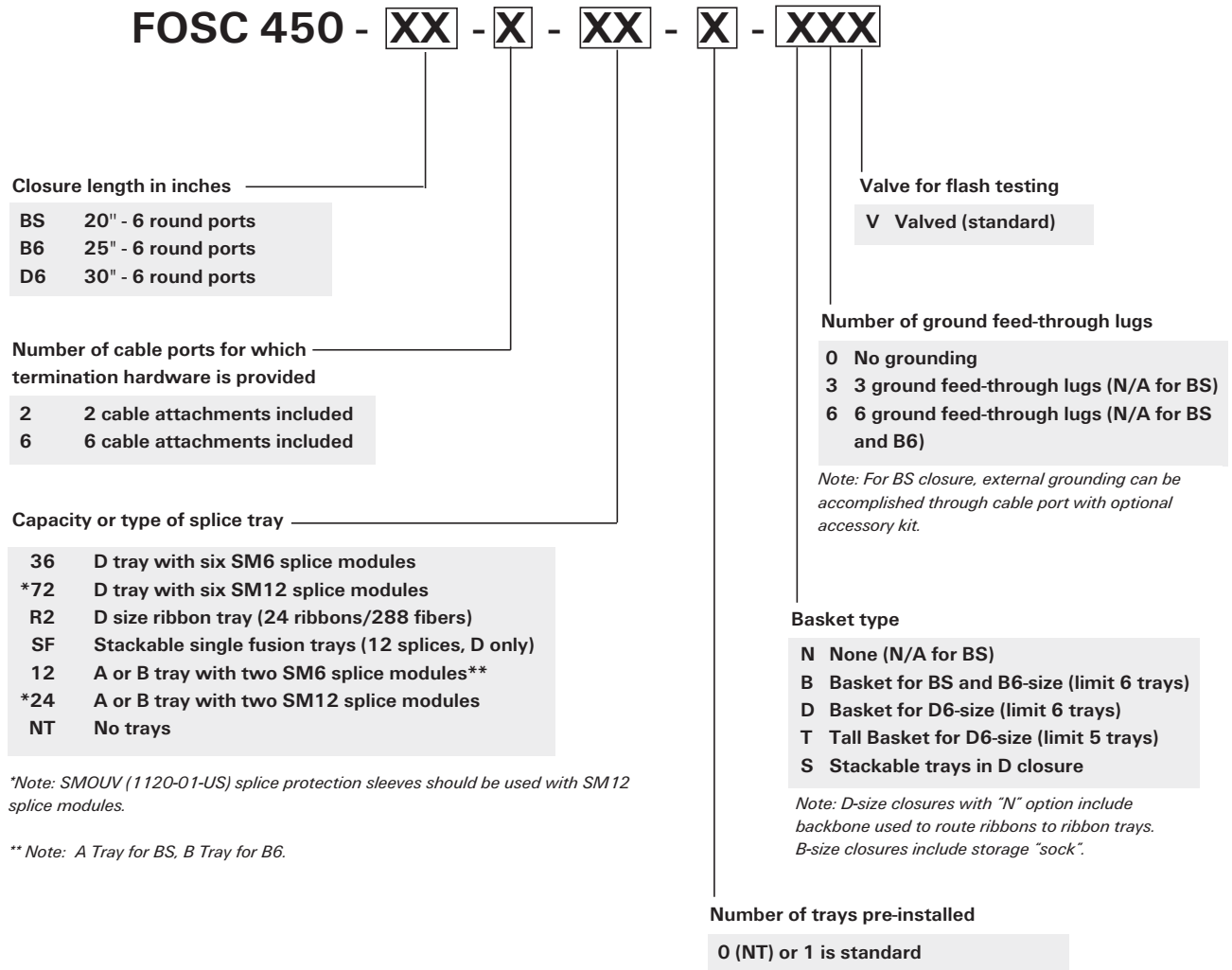


Basket and splice trays



## Ordering Information

### 2.1 FOSC 450 Splice Closure Description Key (name string)





## 2.2 Standard Kit Contents

- Dome
- Clamp
- O-ring
- Base, including gel block with trigger
- Yellow plugs for unused cable ports
- Cable retention hardware sub-assembly
- Grounding hardware sub-assembly (if applicable)
- Basket (if applicable)
- Tray tower assembly including star bracket
- Installation Instructions



### 3.1 Closure Components Description

#### *Dome*

The dome is made from a polymer, ribbed for extra strength. Two different sizes are available:

FOSC450-BS  
FOSC450-B6  
FOSC450-D6



#### *Base*

The base houses the gel block and the foundation for the FOSC splice closure tray tower.



#### *Gel Block with Tail*

Six round cable ports are provided in a wrap-around block with pre-installed gel profile. This block can be placed in the base so that the gel can be compressed by turning the tail. The compressed gel provides the cable sealing.





### ***Dome to Base Seal***

This seal consists of a mechanical clamp and a rubber O-ring.



### ***Cable Termination Hardware***

The cable attachment hardware grips the cable jacket and allows attaching the cable strength members at the strength member termination plate. Two, four, or six cable termination devices can be supplied in the kit (defined by the name string). Six devices are standard.



### ***Ground Feed-Through (ground lug)***

Sealed ground feed-through bolts can be premounted in the base to connect metallic components to an external ground. (0 or 3 lugs for the B closure and 0, 3 or 6 lugs for the D size closure)

***Note: The BS closure has no ground feed-through facility, but an external ground kit can be installed through one port to provide grounding. A FOSC-ACC-MULT-EXT-GRND-3 kit is required.***



### Grounding Components

All of the necessary hardware to connect shielded cable to the ground feed-thru lugs is included in all grounded kits.



### Flash Test Valve

A flash test valve is pre-mounted at the end of the dome on all FOOSC 450 splice closures.



## 3.2 Closure Dimensions and Capacities

Closure Size	BS	B6	D6
<b>Dimensions in inches</b>			
Diameter (including clamp)	9"	10"	12"
Length (without gel block trigger)	20"	25"	30"
<b>Splice Capacity (in number of fibers)*</b>			
Number of splice trays	6 A trays	6 B trays	8 D trays
Single fiber	144	144	768
Ribbon 12	288	288	1152
<b>Cable Ports **</b>			
6 round ports for 1 cable each with a range of:	0.35" - 1.0"	0.35" - 1.0"	0.35" - 1.0"

\* Indicated capacities refer to the maximum number of trays/splices that initially can be stored in a closure if no slack storage baskets are used.

\*\* With the use of special kits, multiple cables per port can be installed.

Note: Diameter range can be extended to 1.07 inches by trimming fingers on gel seal.



### FOSC-ACC-A-TRAY-XX (for BS Closure)

↑ Splice capacity

Description: A splice tray with 2 splice modules

Standard Order Quantity (SOQ): 2

Kit Name	Part Number
FOSC-ACC-A-Tray-12	497817-000
FOSC-ACC-A-Tray-16	019847-000
FOSC-ACC-A-Tray-24	429567-000

#### Box Contents:

- A. Installation Instructions.
- B. A-size fiber splice trays (2). Each tray has two splice modules, 6 tabs, and a dust cover.
- C. Tie wraps (6, not shown)



### FOSC-ACC-B-TRAY-XX (for B6 Closure)

↑ Splice capacity

Description: B splice tray with 2 splice modules

Standard Order Quantity (SOQ): 2

Kit Name	Part Number
FOSC-ACC-B-Tray-12	898849-000
FOSC-ACC-B-Tray-16	299295-000
FOSC-ACC-B-Tray-24	863927-000

#### Box Contents:

- A. Installation Instructions.
- B. B-size fiber splice trays (2). Each tray has two splice modules, 6 tabs, and a dust cover.
- C. Tie wraps (6, not shown)



### FOSC-ACC-D-TRAY-XX (for D6 Closure)

↑ Splice capacity

Description: D splice tray with 6 splice modules

SOQ: 2

Kit Name	Part Number
FOSC-ACC-D-Tray-36	426579-000
FOSC-ACC-D-Tray-48	579575-000
FOSC-ACC-D-Tray-72	915167-000
FOSC ACC D Tray 96-S60*	F10669-000
FOSC ACC D Tray 96-S45*	917818-000

#### Box Contents:

- A. Installation Instructions
- B. D-size fiber splice trays (2). Each tray has six splice modules, 6 tabs, and a dust cover.
- C. Tie wraps (6, not shown)



\* Must use SMOUV splice protection sleeves.



### **FOSC-ACC-D-TRAY-RIBN-24**

Description: D splice ribbon tray with 2 stacked splice modules  
SOQ: 1

Kit Name	Part Number
FOSC-ACC-D-Tray-Ribn-24	061064-000

#### **Box Contents:**

- A. Installation Instructions
- B. D-size fiber splice tray (1). Each tray has two stacked splice modules, 6 tabs, and a dust cover.
- C. Tie wraps (6, not shown)




### **FOSC-ACC-B-TRAY-PATCH-16 (SC/APC or SC/UPC)**

Description: Serves as a 16-fiber patching point inside a FOSC 450 B6 splice closure. Can only be installed in the top tray position. Holds up to 16 SC style adapters.  
SOQ: 1

Kit Name	Part Number
FOSC-ACC-B-TRAY-P-16-00 (no adapters installed)	A38455-000

#### **Box Contents:**

- A. 16-position B patch tray
- B. 6 tie wraps
- C. Adapter retaining channel




### **FOSC-ACC-D-TRAY-PATCH-12 (SC/APC or UPC)**

Description: Serves as a 12-fiber patching or cross-connect point inside a FOSC 400 or 450 "D" size splice closure.  
SOQ: 2

Kit Name	Part Number	Adapters
FOSC-ACC-D-TRAY-P-12-S2	C91240-000	SC/APC
FOSC-ACC-D-TRAY-P-12-S1	tbd	SC/UPC
FOSC-ACC-D-TRAY-P-12-00	tbd	None

#### **Box Contents:**

- A. FOSC D- Patch Trays (2)
- B. Installation Instructions
- C. Black Cable Ties (4)
- D. 12" Cable LBT Wrap
- E. White Cable Ties (6)
- F. Identification Labels (4)
- G. 4" Velcro Brand Fasteners (4)



### **FOSC-ACC-D-BASKET**


Description: Slack basket for storing buffer tubes, fibers, or ribbons.

SOQ: 1

<u>Kit Name</u>	<u>Part Number</u>
FOSC-ACC-D-BASKET	089279-000

Box Contents:

- A. Installation Instructions
- B. Basket (1), occupies 2 tray locations
- C. Ribbon transportation tubes (18)
- D. 6 feet of Spiral tubing
- E. Tie wraps (10)



### **FOSC-ACC-D-BASKET-TALL**

Description: Slack basket for storing buffer tubes, fibers, or ribbons.

SOQ: 1

<u>Kit Name</u>	<u>Part Number</u>
FOSC-ACC-D-Basket-Tall	056395-000

Box Contents:

- A. Installation Instructions
- B. Basket (1), occupies 3 tray locations
- C. Ribbon transportation tubes (18)
- D. 6 ft of Spiral tubing
- E. Tie wraps (10)



### **FOSC-ACC-450-B-BASKET**

Description: Slack basket for storing buffer tubes, fibers, or ribbons.

SOQ: 1

<u>Kit Name</u>	<u>Part Number</u>
FOSC-ACC-B-Basket	TBD

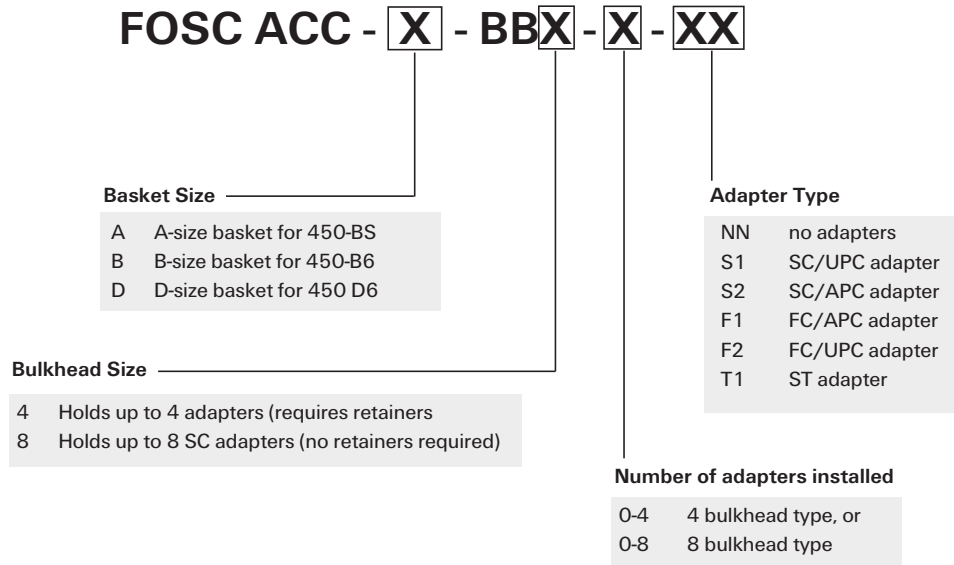
Box Contents:

- A. Installation Instructions
- B. Basket (1), occupies 2 tray locations
- C. Ribbon transportation tubes (18)
- D. 6 ft of Spiral tubing
- E. Tie wraps (10)
- F. Installation hardware






## FOSC Adapter Bulkhead Baskets



A-size basket





B-size basket



D-size basket

### FOSC-450-CABLE-TERM-X-X

# of cables to be terminated   
G=grounded, N=ungrounded 

Description: Cable termination hardware kit

SOQ: 1

Kit Name	Part Number
FOSC450-Cable-Term-2-N	F67166-000
FOSC450-Cable-Term-2-G	C61629-000
FOSC450-Cable-Term-4-N	558850-000
FOSC450-Cable-Term-4-G	659136-000

#### Box Contents:

- A. Installation Instructions
- B. Strength member forks
- C. Cable attachment part 1 and part 2
- D. Hose clamps



### FOSC-ACC-UNIV-AERIAL-CLMP

Description: Universal aerial mounting kit

SOQ: 10

Kit Name	Part Number
FOSC-ACC-UNIV-AERIAL-CLMP	663259-000

#### Box Contents:

- A. Installation Instructions
- B. Aerial Clamp subs (10) each sub contains L-brackets, straps, hose clamps, and strand nuts.



Clamp installed

### FOSC-ACC-450-AERIAL-CLMP

Description: Aerial mounting kit with swivel feature  
SOQ: 10


Kit Name	Part Number
FOSC-ACC-450-AERIAL-CLMP	A13909-000

#### Box Contents:

- A. Installation Instructions
- B. Aerial Clamp Assembly (1)



*Clamp installed*



### FOSC-ACC-LASHING-STRAPS

Description: Kit for lashing closure to an aerial strand  
SOQ: 10

Kit Name	Part Number
FOSC-ACC-LASHING STRAPS	360889-000

#### Box Contents:

- A. Installation Instructions
- B. Lashing straps kits. Each kit includes 2 lashing straps, 2 large tie wraps, and 4 spacers.



*Straps installed*



### **FOSC-ACC-D-POLE-MOUNT**

Description: Bracket kit for mounting the "D" closure to a pole or wall

SOQ: 1

<u>Kit Name</u>	<u>Part Number</u>
FOSC-ACC-D-POLE-MOUNT (D size closure only)	919435-000

Box Contents:

- A. Installation Instructions
- B. Pole mount bracket
- C. Mounting Hardware



*Bracket installed*



### **FOSC-ACC-WALL/POLE-MOUNT**

Description: Bracket kit for the "B" or "D" mounting closure to a pole or wall

SOQ: 1

<u>Kit Name</u>	<u>Part Number</u>
FOSC-ACC-WALL/POLE-MOUNT	C82508-000

Box Contents:

- A. Installation Instructions
- B. Pole mount bracket
- C. Mounting Hardware



*Bracket installed*





## FOSC-ACC-450-COMMON-GRD

Description: Kit for bonding up to 6 shielded cables in common for external grounding.

SOQ: 1

Kit Name	Part Number
FOSC-ACC-450-COMMON-GRD	A11796-000

### Box Contents:

- A. Installation Instructions (not shown)
- B. 1 Ground Strap
- C. 6 Ground Wires



## FOSC-ACC-450-MULTIDROP

Description: Kit for installing multiple small cables in a single 450 port. FOSC-ACC-450-MULTIDROP can be used for FOSC 450 B6 or D6 closures, while FOSC-ACC-450BS-MULTIDROP is only for use with FOSC 450 BS closures.

SOQ: 5

Kit Name	Part Number
FOSC-ACC-450-MULTIDROP	F94503-000
FOSC-ACC-450BS-MULTIDROP	TBD

### Box Contents:

- A. Installation Instructions
- B. Dummy rods (3), gel wrap, foam strip, cable retention device, grommet, hose clamp, transportation tubing

### Capacity

Drop Diameter	No. of Drops per port
0.27" or less	4
0.28" to 0.35"	3
0.36" to 0.43"	2



*Multidrop installed*



### ***FOSC-ACC-MULT-EXT-GRND-3 or -6***

Description: 3-wire or 6-wire external ground kit that is installed through one port of the FOSC 450 BS closure to supply grounding.

SOQ: 5

<u>Kit Name</u>	<u>Part Number</u>
FOSC-ACC-MULT-EXT-GRND-3	449105-000
FOSC-ACC-MULT-EXT-GRND-6	671575-000

#### Box Contents:


- A. Ground harness
- B. 3 or 6 ground wires
- C. Installation instructions



### **SMOUV SPLICE PROTECTION SLEEVES**

Description: Splice protection sleeves for single fusion or mass fusion splices

Kit Name		
Description	Part Number	SOQ
SMOUV-1120-01-US 62mm single fusion splice protection sleeve	693979-000	100
SMOUV-1120-02-US 42mm single fusion splice protection sleeve	143339-000	100
SMOUV-1120-R2/12-US 47mm mass fusion splice protection sleeve for 12 fibers	888498-000	50




### **FOSC-ACC-450-WORKSTAND**

Description: Clamp for holding closure during splicing  
SOQ: 1

Kit Name	Part Number
FOSC-ACC-450-WORKSTAND	941802-000

Box Contents:  
Vice (1)




### **FOSC-ACC-SM6-MODULES**

Description: Splice module to hold six single-fusion, mechanical, or mass fusion splices  
SOQ: 48

Kit Name	Part Number
FOSC-ACC-SM6-MODULES	581981-000

#### **Box Contents:**

- A. Installation Instructions
- B. SM6 Splice Modules (48)




### **FOSC-ACC-SM8-MODULES**

Description: Splice module to hold eight single-fusion, mechanical, or mass fusion splices  
SOQ: 48

Kit Name	Part Number
FOSC-ACC-SM8-MODULES	332341-000

#### **Box Contents:**

- A. Installation Instructions
- B. SM8 Splice Modules (48)




### **FOSC-ACC-SM12-MODULES**


Description: Splice module to hold twelve single-fusion splice sleeves. Use only with Tyco Electronics SMOUV splice protection sleeves.  
SOQ: 48

Kit Name	Part Number
FOSC-ACC-SM12-MODULES	275897-000

#### **Box Contents:**

- A. Installation Instructions
- B. SM12 Splice Modules (48)







## Closure Index

<i>D Closures</i>	<i>Part Number</i>	<i>SOQ</i>
FOSC450-D6-6-36-1-NOV	169814-000	1
FOSC450-D6-6-36-1-N3V	C72955-000	1
FOSC450-D6-6-36-1-N6V	B85441-000	1
FOSC450-D6-6-72-1-NOV	C20303-000	1
FOSC450-D6-6-72-1-N3V	A10164-000	1
FOSC450-D6-6-72-1-N6V	R27018-000	1
FOSC450-D6-6-72-1-D3V	C62943-000	1
FOSC450-D6-6-R2-1-NOV	852648-000	1
FOSC450-D6-6-R2-1-N3V	758832-000	1
FOSC450-D6-6-R2-1-D3V	831824-000	1
FOSC450-D6-6-R2-1-N6V	C72987-000	1
FOSC450-D6-6-NT-0-NOV	F43250-000	1
FOSC450-D6-6-NT-0-N3V	F05828-000	1
FOSC450-D6-6-NT-0-N6V	281470-000	1
FOSC450-D6-6-NT-0-D0V	A42788-000	1
FOSC450-D6-6-NT-0-D3V	C32954-000	1
FOSC450-D6-6-NT-0-D6V	931866-000	1
FOSC450-D6-6-NT-0-T0V	691370-000	1
FOSC450-D6-6-NT-0-T3V	O98060-000	1
FOSC450-D6-6-NT-0-T6V	F43265-000	1
FOSC450-D6-4-NT-0-D3V	C62962-000	1
FOSC450-D6-4-NT-0-T3V	D71548-000	1
FOSC450-D6-4-R2-1-D3V	D16792-000	1
FOSC450-D6-2-NT-0-NOV	C70322-000	1
FOSC450-D6-2-NT-0-N3V	858714-000	1
FOSC450-D6-2-NT-0-N6V	236702-000	1
FOSC450-D6-2-NT-0-S0V	F33268-000	1
FOSC450-D6-2-SF-24-S0V	255064-000	1
FOSC450-D6-2-NT-0-S3V	741838-000	1
FOSC450-D6-2-SF-24-S3V	873366-000	1
<i>B Closures</i>	<i>Part Number</i>	<i>SOQ</i>
FOSC450-B6-6-12-1-NOV	810898-000	1
FOSC450-B6-6-12-1-N3V	F75872-000	1
FOSC450-B6-6-24-1-NOV	468040-000	1
FOSC450-B6-6-24-1-N3V	362372-000	1
FOSC450-B6-6-NT-0-NOV	654916-000	1
FOSC450-B6-6-NT-0-N3V	899210-000	1
FOSC450-B6-6-12-1-B0V	970078-000	1
FOSC450-B6-6-12-1-B3V	A55357-000	1
FOSC450-B6-6-24-1-B0V	941992-000	1
FOSC450-B6-6-24-1-B3V	467054-000	1
FOSC450-B6-6-NT-0-B0V	186070-000	1
FOSC450-B6-6-NT-0-B3V	058514-000	1
FOSC450-B6-4-12-1-B0V	E70580-000	1
FOSC450-B6-4-12-1-B3V	727952-000	1
FOSC450-B6-4-24-1-B0V	776482-000	1
FOSC450-B6-4-24-1-B3V	843966-000	1
FOSC450-B6-4-NT-0-B0V	526284-000	1
FOSC450-B6-4-NT-0-B3V	816710-000	1
FOSC450-B6-2-NT-0-NOV	058480-000	1
FOSC450-B6-2-NT-0-N3V	620844-000	1
FOSC450-B6-2-NT-0-B0V	E87235-000	1
FOSC450-B6-2-NT-0-B3V	C25098-000	1
<i>BS Closures</i>	<i>Part Number</i>	<i>SOQ</i>
FOSC450-BS-6-12-1-BNV	559088-000	1
FOSC450-BS-6-24-1-BNV	824648-000	1

**Tyco Electronics Corporation**  
**Telecom Outside Plant**  
8000 Purfoy Road  
Fuquay-Varina, NC 27526-9349  
Tel: 919 557-8900  
Fax: 919 557-8498  
[www.tycoelectronics.com](http://www.tycoelectronics.com)

FOSC 400, FOSC 450, and SMOUV are trademarks of Tyco Electronics Corporation.

Important: All information, including illustrations, is believed to be reliable. Users, however, should independently evaluate the suitability of each product for their application. Tyco Electronics Corporation makes no warranties as to the accuracy or completeness of the information, and disclaims any liability regarding its use. Tyco Electronics only obligations are those in the Tyco Electronics Standard Terms and Conditions of Sale for this product, and in no case will Tyco Electronics or its distributors be liable for any incidental, indirect, or consequential damages arising from the sale, resale, use, or misuse of the product. Specifications are subject to change without notice. In addition, Tyco Electronics reserves the right to make changes—without notification to Buyer—to processing or materials that do not affect compliance with any applicable specification.