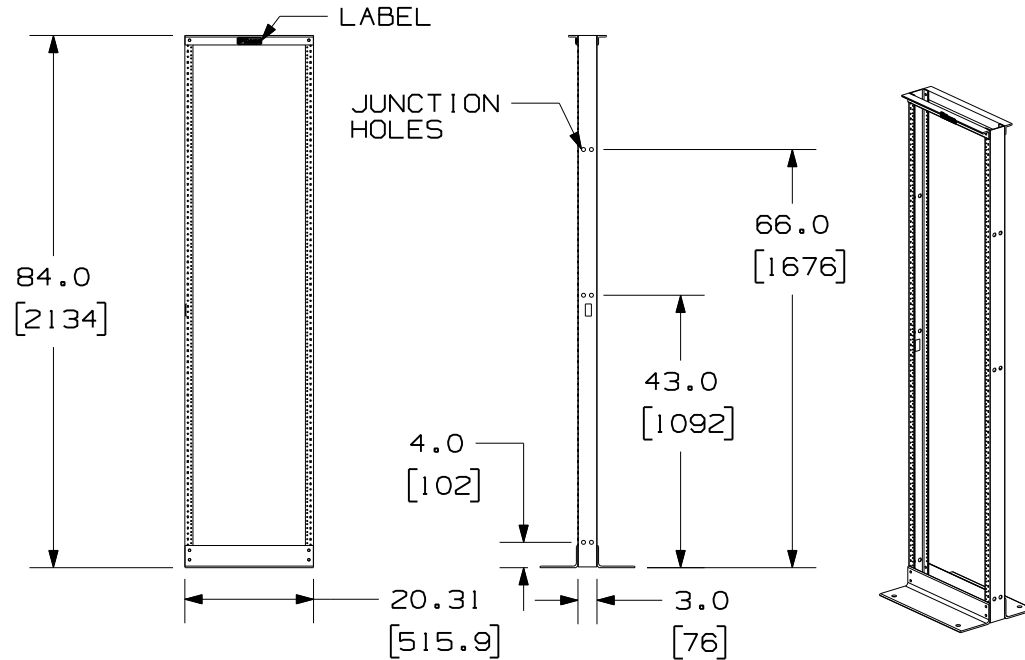


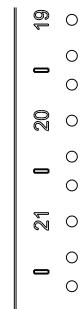
THIS COPY IS PROVIDED ON A RESTRICTED BASIS AND IS NOT TO BE USED IN ANY WAY DETRIMENTAL TO THE INTERESTS OF PANDUIT CORP.



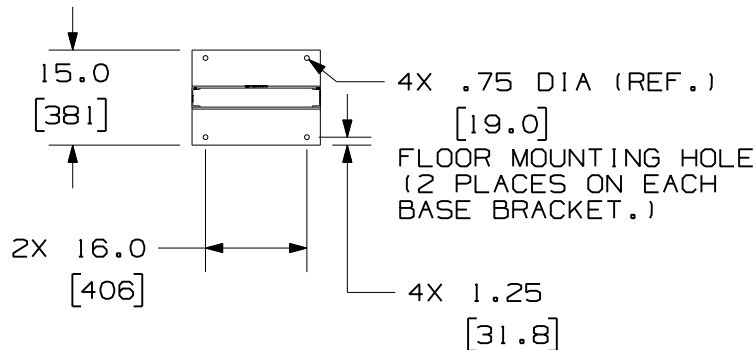
PANDUIT P/N	WEIGHT
CMR19X84	28.00 LB/EACH (12.70 KG/EACH)

NOTES:

1. CAN BE USED WITH ANY INDUSTRY STANDARD 19" COMPONENTS IN ADDITION TO ALL PANDUIT CABLE MANAGEMENT AND PATCH PANEL PRODUCTS.
2. WILL HOLD UP TO 45 SINGLE RACK SPACINGS.
3. EIA SPACING ON RACK: I.E., REF. HOLE SPACING ON UPRIGHT CHANNELS: .625, .625, .500, .625, .625, .500, ETC.
4. ASSEMBLY IS REQUIRED.
5. RACK PART THICKNESSES:
  - UPRIGHT CHANNELS: WEB; .14  $\pm$ .03  
FLANGE; .19  $\pm$ .03
  - TOP BRACKET: .25  $\pm$ .03
  - BASE BRACKET: .25  $\pm$ .03
6. DIMENSIONS IN PARENTHESIS ARE IN METRIC.
7. ALL ASSEMBLY HARDWARE INCLUDED:
  - (12) 3/8-16 X 1" BLACK HEX HEAD CAP SCREW
  - (12) 3/8" PAINT PIERCING GROUNDING WASHER
  - (1) TUBE OF ANTI-OXIDIZING PASTE
  - (24) 12-24 X .5" SLOTTED PAN HEAD STEEL SCREWS
  - (12) 3/8-16 BLACK HEX NUTS
8. TESTED AND APPROVED 1000 LBS LOAD RATING BY UNDERWRITERS LABORATORIES.
9. RU SPACING NUMBERS ARE CLEARLY PRINTED ON MOUNTING RAILS.



CLOSE UP OF VERTICAL CHANNEL



MODEL FILENAME		M00256AA/08	
CAD FILENAME/LAYERS		M00256AA_DC/08A	
PANDUIT CORP. TINLEY PARK, ILLINOIS			
CABLE MANAGEMENT RACK (CMR19X84) CUSTOMER DRAWING			
UNLESS OTHERWISE SPECIFIED, DIMENSIONAL TOLERANCES ARE: (.X) ±                    (.XXX) ± (.XX) ±                  ANGLES ±		UNLESS OTHERWISE SPECIFIED, ALL DIMENSIONS ARE GIVEN IN INCHES, THIRD ANGLE PROJECTION.	
DRAWN BY JsP	MAT'L:  ALUMINUM	SCALE NONE	
DATE 5-29-98		DRAWING NO. 00256-05	DWG A SIZE
CHK'D KRKE			

08A	11-6-08	BAME	<i>DPK</i>	CHANGED NUMBERING ORIENTATION UPDATED HARDWARE NOTE UPDATED REVISION BLOCK	00256-05				
7	10-03-06	LEE	MWH	L. CHANNEL GEOMETRY (HOLES) REVISED K. NOTE 9 WAS 800 LBS LOAD RATING J. NOTE 8 REVISED	00256-05		KRKE	KRKE	
6	11-18-05	TKW	MWH	G. ADDED DIMENSION TO THE BASE BRACKET H. REPOSITIONED DIMENSION TO THE OUTSIDE SURFACE OF VERTICAL CHANNELS	00256-05	ALMY	KRKE	KRKE	
5	11-17-03	RVLE	KRKE	E. REMOVED PEM NUTS F. ADDED (12) 3/8 - 16 BLACK HEX NUTS	00256-05		RTSU	RTSU	
4	1-21-02	JDWE	KRKE	D. CHANGED LOAD RATING FROM 500 LBS.	00256-05		RLFR	RLFR	
REV	DATE	BY	CHK	DESCRIPTION	ECN - R	CUST	SUP	OTH	